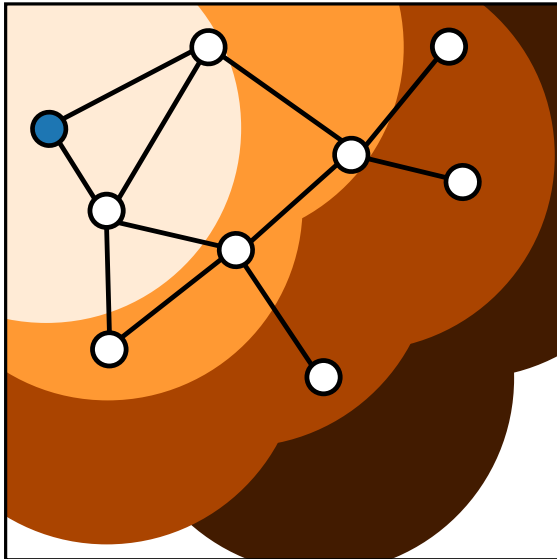


Discrete Event Systems

Verification of Finite Automata (Part 2)



Romain Jacob

www.romainjacob.net

ETH Zurich (D-ITET)

December 2, 2021

Most materials from Lothar Thiele

Thank you for your feedback!

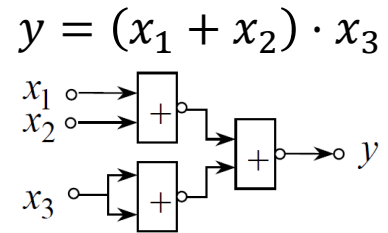
- Slightly too fast
- Reachability was covered too quickly
- More examples would be nice
- More interaction would be nice

 Will hopefully improve already today 😊

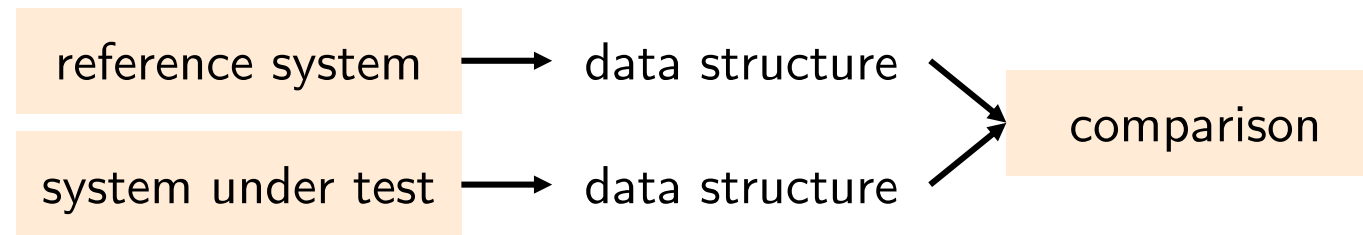
Last week in
Discrete Event Systems

Verification Scenarios

Example

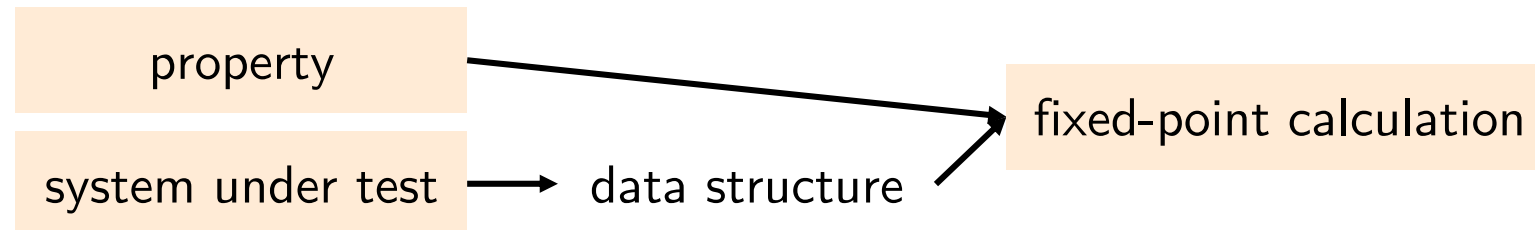


Comparison of specification and implementation



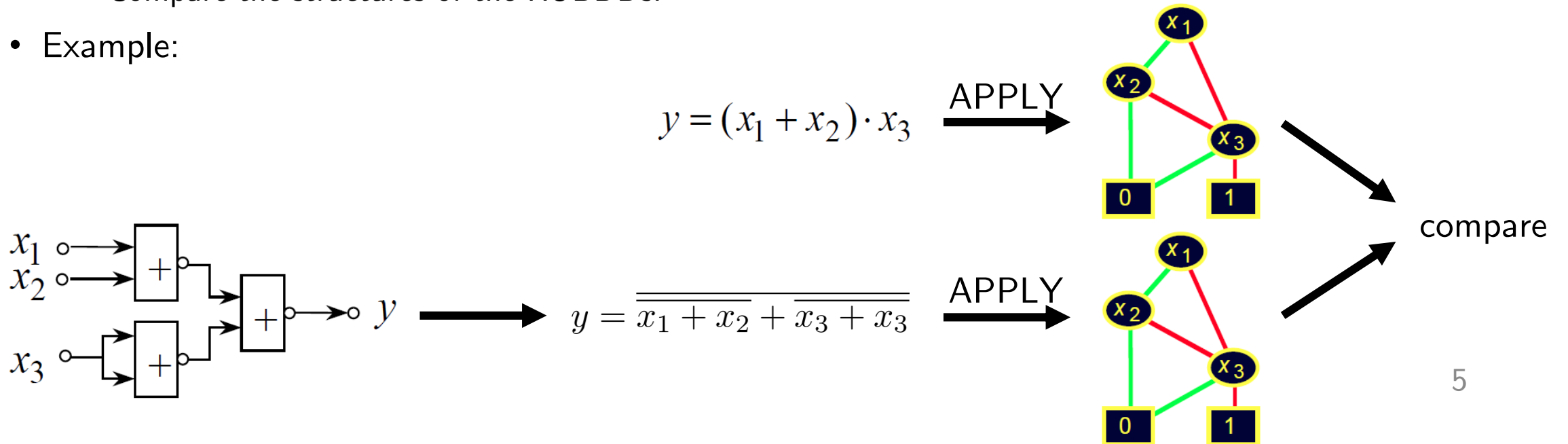
Proving properties

“The device can always be switched off.”



Comparison using BDDs

- Boolean (combinatorial) circuits: Compare specification and implementation, or compare two implementations.
- Method:
 - Representation of the two systems in ROBDDs, e.g., by applying the APPLY operator repeatedly.
 - Compare the structures of the ROBDDs.
- Example:



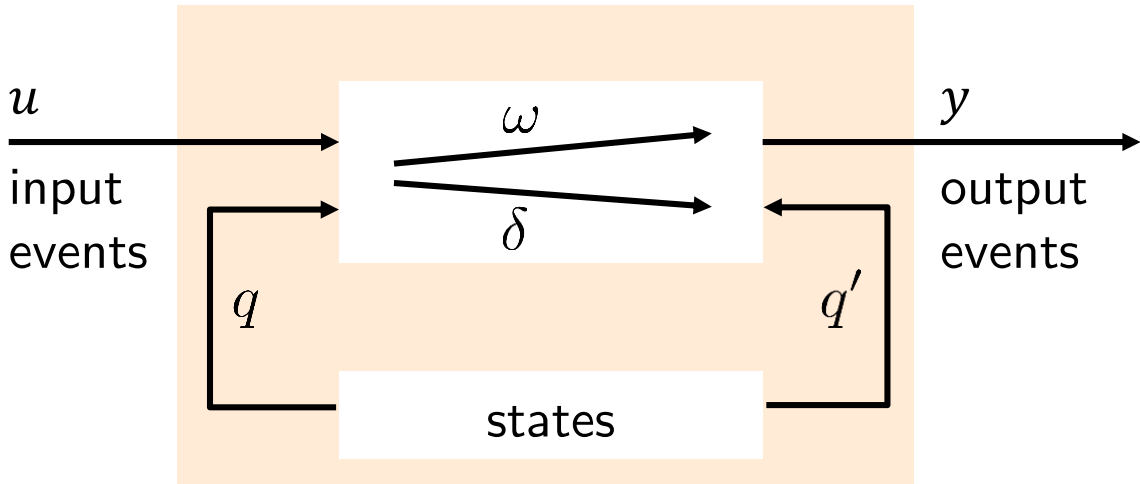
Sets and Relations using Boolean Expressions

- Representation of a relation $R \subseteq A \times B$
 - Binary encoding $\sigma(a), \sigma(b)$ of all elements $a \in A, b \in B$
 - Representation of R

$$(a, b) \in R \Leftrightarrow \psi_R(\sigma(a), \sigma(b))$$

characteristic function of the relation R

- Example finite automaton:



finite automaton



$$\psi_\delta(u, q, q') = 1$$

$$\psi_\omega(u, q, y) = 1$$

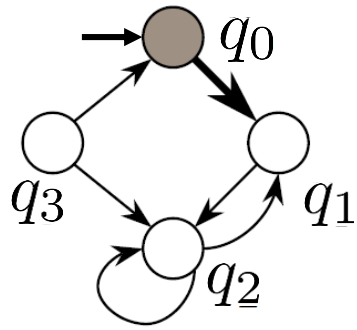
we remove the binary encoding for convenience in our notation; but u, q, q' are actually represented as binary vectors ⁶

Reachability of States – State Diagram

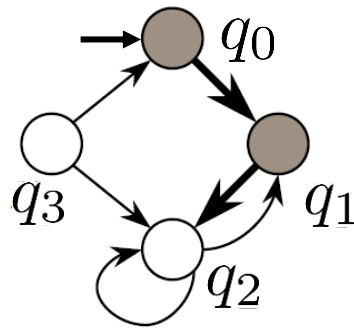
Question

Is a state $q \in Q$ reachable by a sequence of state transitions?

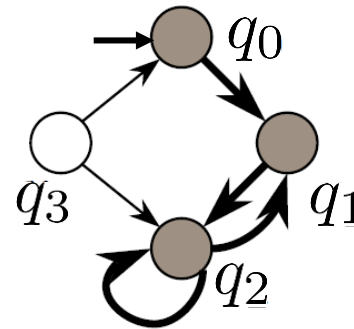
$$Q_0 = \{q_0\}$$



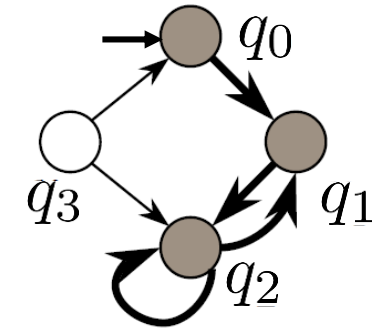
$$Q_1 = Q_0 \cup \{q_1\}$$



$$Q_2 = Q_1 \cup \{q_1, q_2\}$$



$$Q_3 = Q_2 \cup \{q_1, q_2\}$$



Problem

Drawing state diagrams is **not feasible** in general.

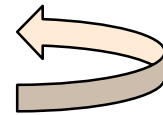
Reachability of States – Boolean Expressions

Fixed-point computation

- Start with the initial state
- Determine the set of states that can be reached in one
- Take the union and iterate until a fixed-point is reached

$$Q_0 = \{q_0\}$$

$$Q_{i+1} = Q_i \cup \text{Suc}(Q_i, \delta)$$



until $Q_{i+1} = Q_i$

$$\psi_{Q_{i+1}}(q') = \psi_{Q_i}(q') + (\exists q : \psi_{Q_i}(q) \cdot \psi_{\delta}(q, q'))$$

Test by comparing the ROBDDs of $Q_{i+1} = Q_i$

Q_R : set of reachable states

$$Q_R = Q_0 \cup_{i \geq 0} \text{Suc}(Q_i, \delta)$$

$$\psi_{Q_R}(q') = \psi_{Q_0}(q') \sum_{i \geq 0} (\exists q : \psi_{Q_i}(q) \cdot \psi_{\delta}(q, q'))$$

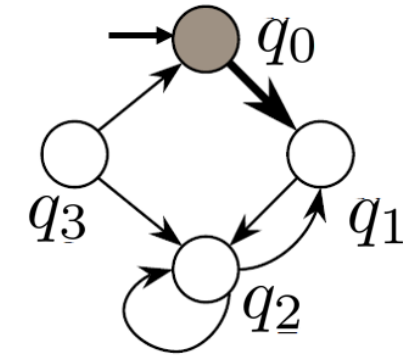
Finite union if model is finite

Reachability of States – Example

State encoding

$$(x_1, x_0) = \sigma(q)$$

$\sigma(q)$	x_1	x_0
q_0	0	0
q_1	0	1
q_2	1	0
q_3	1	1



Transition relation
encoding

$$\psi_{\delta}(q, q')$$

entries where
 $\psi_{\delta}(q, q') = 1$
only

x_1	x_0	x_1'	x_0'
0	0	0	1
0	1	1	0
1	0	0	1
1	0	1	0
1	1	1	0
1	1	0	0

e.g.

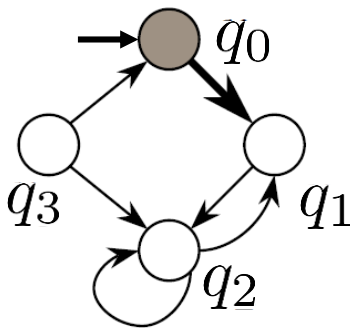
$$q_0 \rightarrow q_1$$

$$q_2 \rightarrow q_2$$

As a Boolean function

$$\psi_{\delta}(q, q') = \overline{x_0'} \cdot (x_0 \cdot (x_1 + x_1') + x_1 \cdot x_1') + \overline{x_0} \cdot x_0' \cdot \overline{x_1'}$$

$$\psi_{Q_{i+1}}(q') = \psi_{Q_i}(q') + (\exists q : \psi_{Q_i}(q) \cdot \psi_{\delta}(q, q'))$$

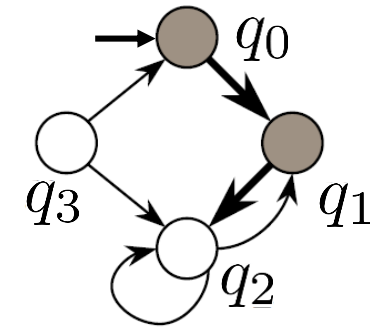


$$Q_0 = \{q_0\}$$

$$\psi_{Q_0}(q') = \overline{x'_1} \cdot \overline{x'_0}$$

States

$\sigma(q)$	x_1	x_0
q_0	0	0
q_1	0	1
q_2	1	0
q_3	1	1

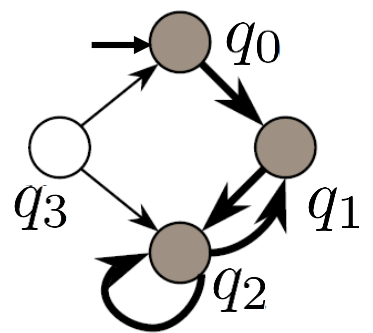


$$Q_1 = Q_0 \cup \{q_1\}$$

$$\psi_{Q_1}(q') = \overline{x'_1} \cdot \overline{x'_0} + \overline{x'_1} \cdot x'_0 = \overline{x'_1}$$

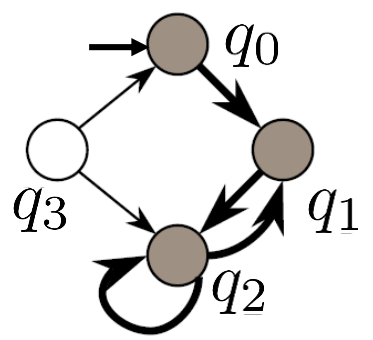
Transitions

x_1	x_0	x'_1	x'_0
0	0	0	1
0	1	1	0
1	0	0	1
1	0	1	0
1	1	1	0
1	1	0	0



$$Q_2 = Q_1 \cup \{q_1, q_2\}$$

$$\psi_{Q_2}(q') = \overline{x'_1} - (x'_1 \cdot \overline{x'_0} + \overline{x'_1} \cdot x'_0) = \overline{x'_1} + x'_0$$



$$Q_3 = Q_2 \cup \{q_1, q_2\}$$

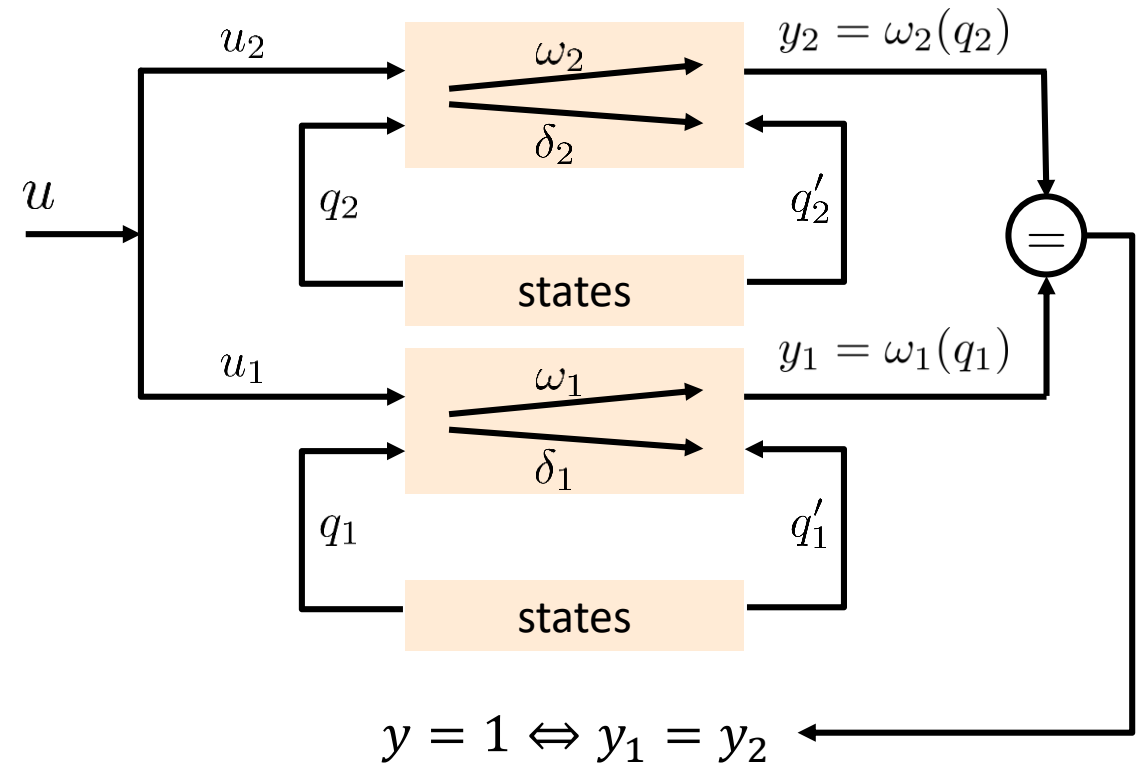
$$\psi_{Q_3}(q') = (\overline{x'_1} + x'_0) + (\overline{x'_1} + x'_0) = \overline{x'_1} + x'_0$$

Comparison of Finite Automata

For simplicity, we only consider Moore automata, i.e., the output depends on the current state only. The output function is $\omega : Q \rightarrow \Sigma$ and $y = \omega(q)$.

Strategy

1. Compute the set of jointly reachable states.
2. Compare the output values of the two finite automata.



This week in
Discrete Event Systems

Efficient state representation

- Set of states as Boolean function
- Binary Decision Diagram representation

Computing reachability

- Leverage efficient state representation
- Explore successor sets of states

Today

Proving properties

- Temporal logic (CTL)
- Encoding as reachability problem

Temporal logics

- Verify properties of a finite automaton, for example
 - Can we always reset the automaton?
 - Is every request followed by an acknowledgement?
 - Are both outputs always equivalent?
- Specification of the query in a formula of temporal logic.
- We use a simple form called Computation Tree Logic (CTL).
- Let us start with a minimal set of operators.
 - Any atomic proposition is a CTL formula.
 - CTL formula are constructed by composition of other CTL formula.



There exists
other logics
(e.g. LTL, CTL*)

Formula	Examples
Atomic proposition	The printer is busy. The light is on.
Boolean logic	$\phi_1 + \phi_2$; $\neg\phi_1$
CTL logic	EX ϕ_1

Formulation of CTL properties

Based on atomic propositions (ϕ) and quantifiers

$A\phi$ → «All ϕ », ϕ holds on all paths
 $E\phi$ → «Exists ϕ », ϕ holds on at least one path

$X\phi$ → «NeXt ϕ », ϕ holds on the next state
 $F\phi$ → «Finally ϕ », ϕ holds at some state along the path
 $G\phi$ → «Globally ϕ », ϕ holds on all states along the path
 $\phi_1 U \phi_2$ → « ϕ_1 Until ϕ_2 », ϕ_1 holds until ϕ_2 holds
implies that ϕ_2 has to hold eventually

Quantifiers
over paths

Path-specific quantifiers

Formulation of CTL properties

CTL quantifiers
works in pairs

$\{A, E\} \{X, F, G, U\} \phi$

You need one of each!

Can be more
than one pair

$AG \phi_1$ where $\phi_1 = EF \phi_2 \equiv AG EF \phi_2$



E, G, X, U are sufficient to define the whole logic.
A and F are convenient, but not necessary



$AF \phi \equiv \neg EG(\neg \phi)$

$AG \phi \equiv \neg EF(\neg \phi)$

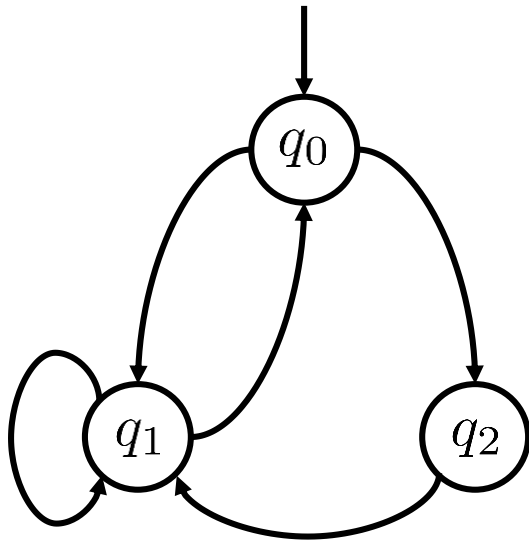
$AX \phi \equiv \neg EX(\neg \phi)$

$EF \phi \equiv \text{true} EU \phi$

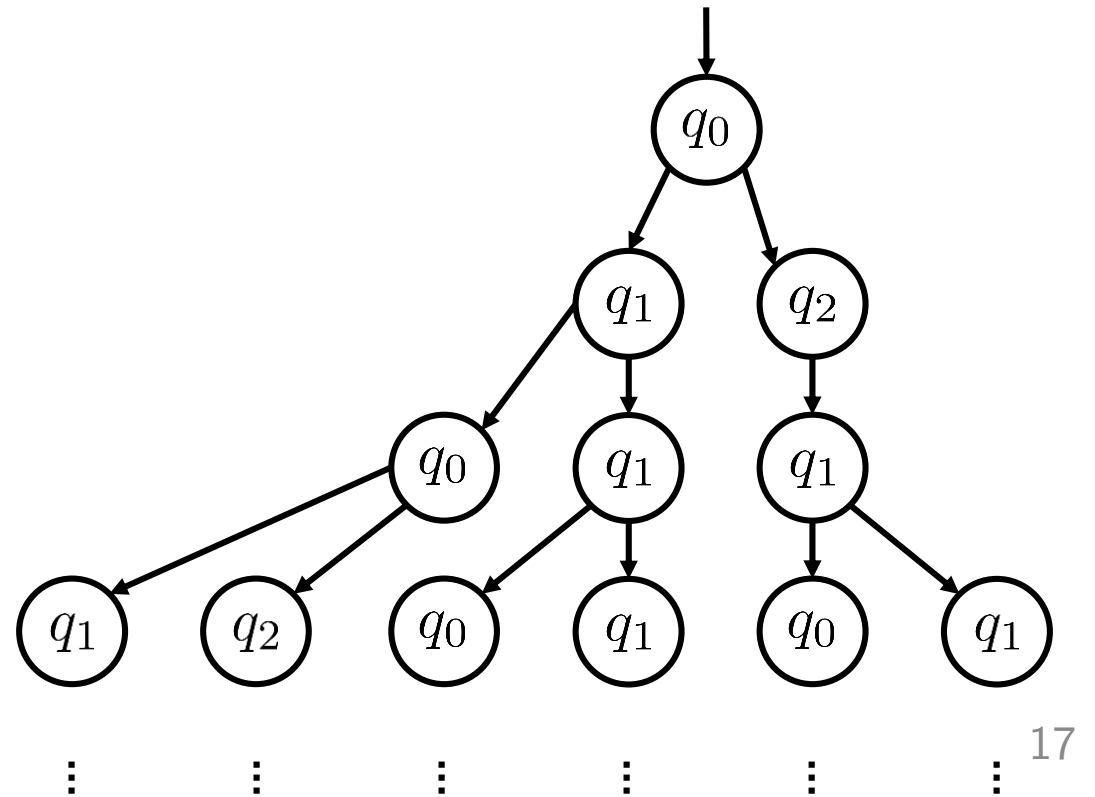
No need to know that one $\triangleright \phi_1 AU \phi_2 \equiv \neg [(\neg \phi_1) EU \neg(\phi_1 + \phi_2)] + EG(\neg \phi_2)$

CTL works on computation trees

Automaton



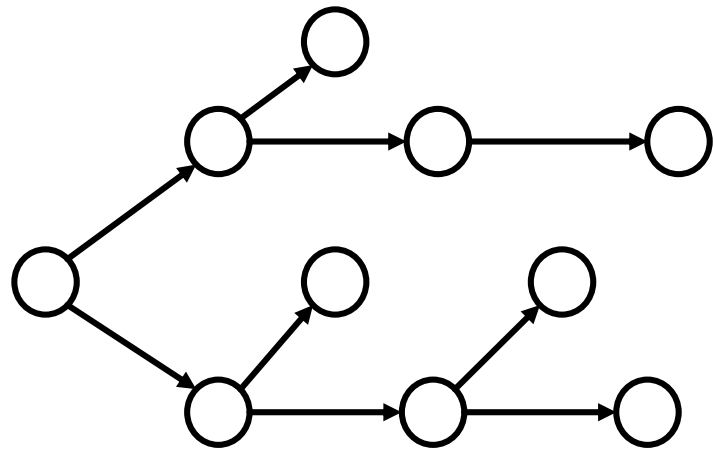
Computation tree



CTL works on computation trees

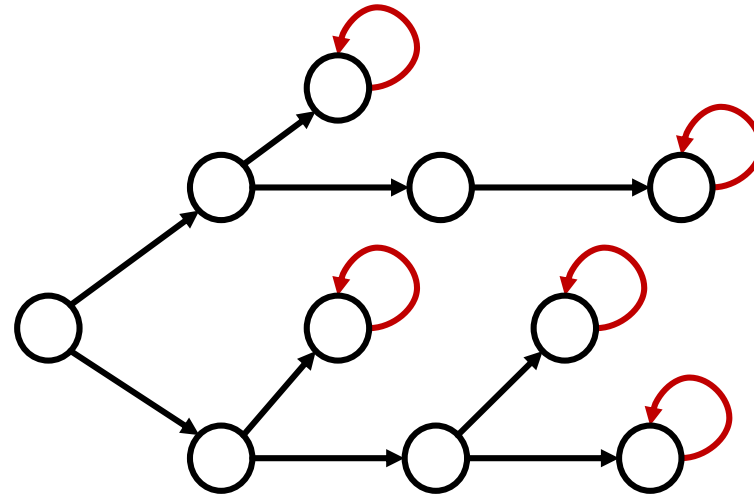
M satisfies $\phi \iff q_0 \models \phi$
where q_0 is the initial state of M

Required fully-defined
transition functions



Automaton of interest

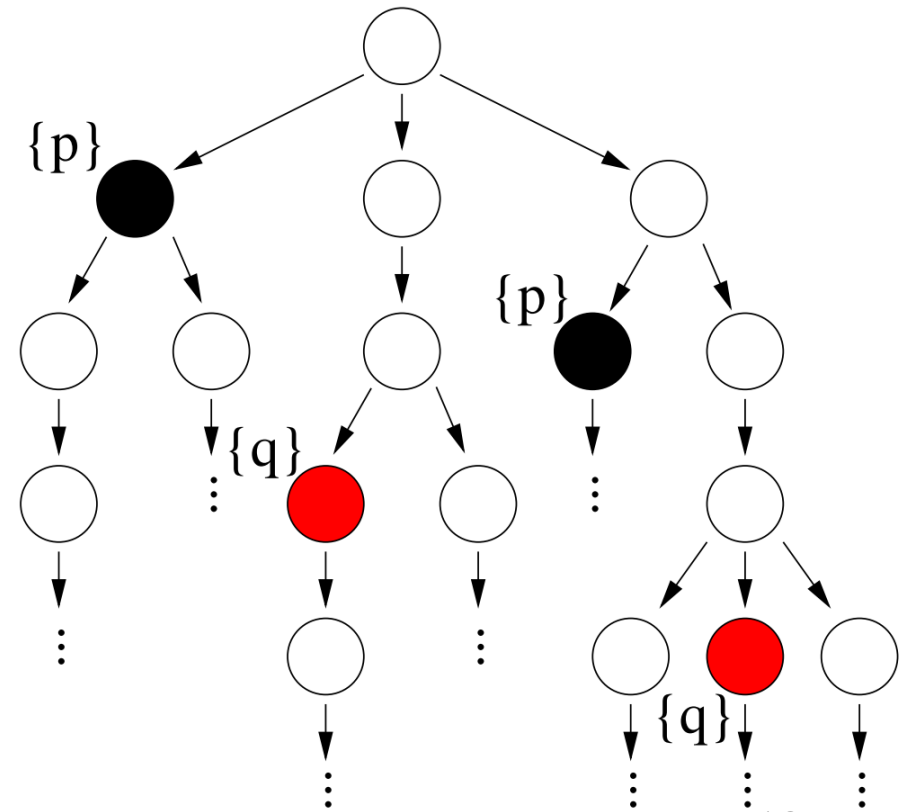
Each state has at least
one successor (can be itself)



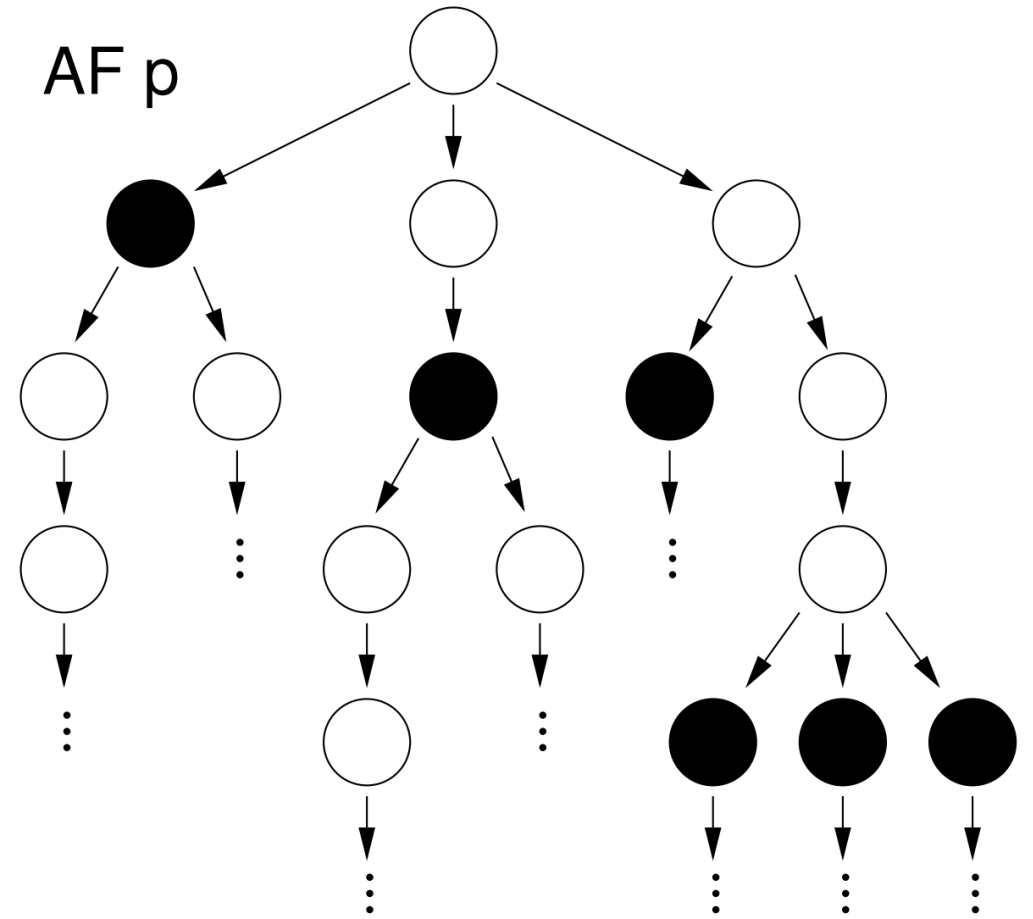
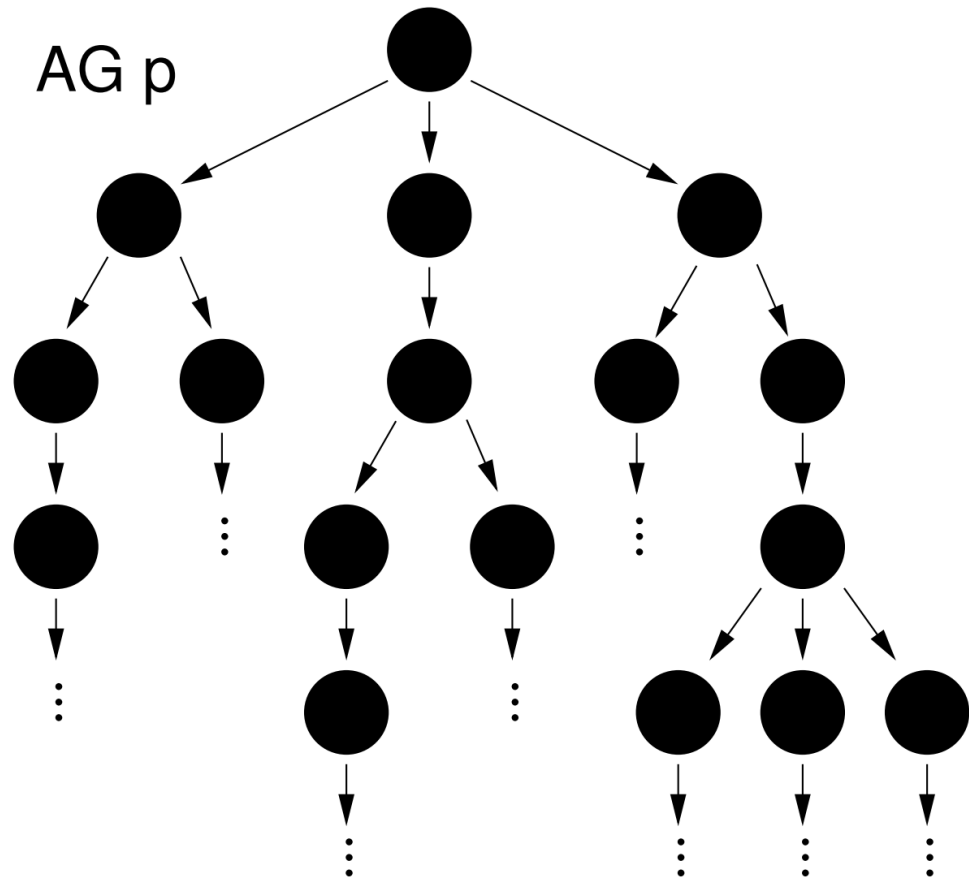
Automaton to work with

Visualizing CTL formula

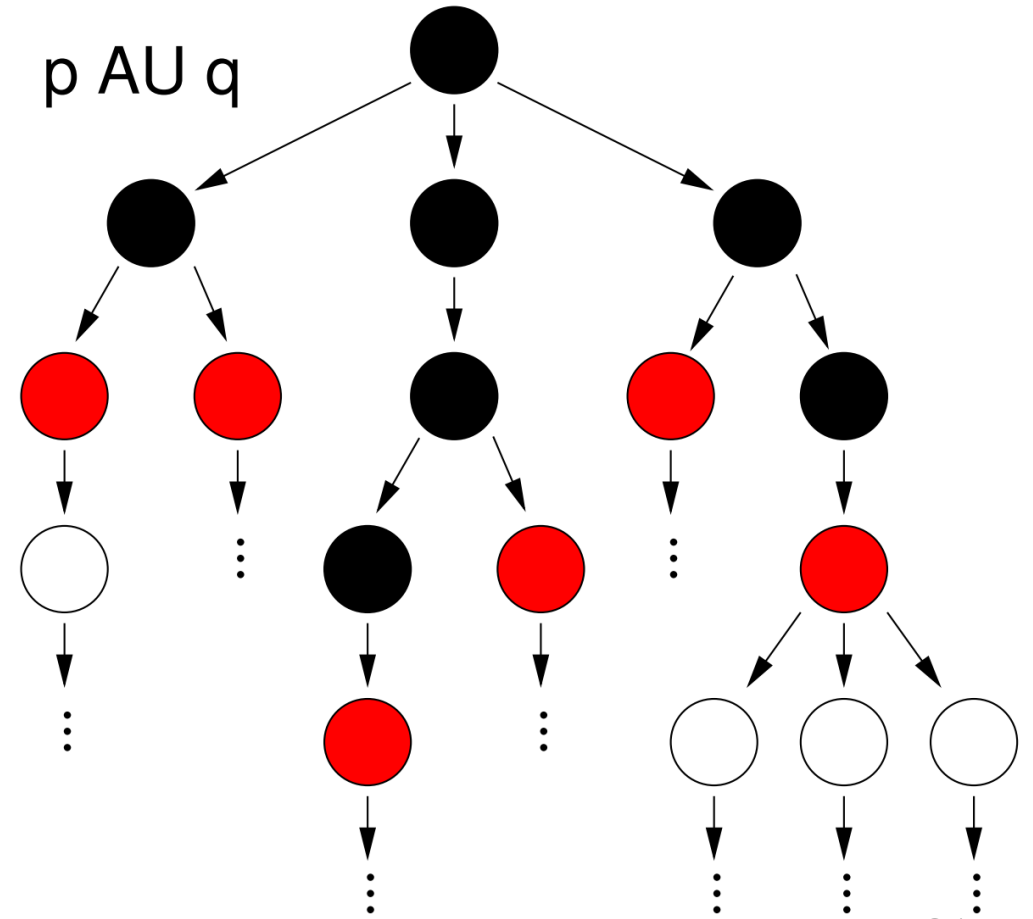
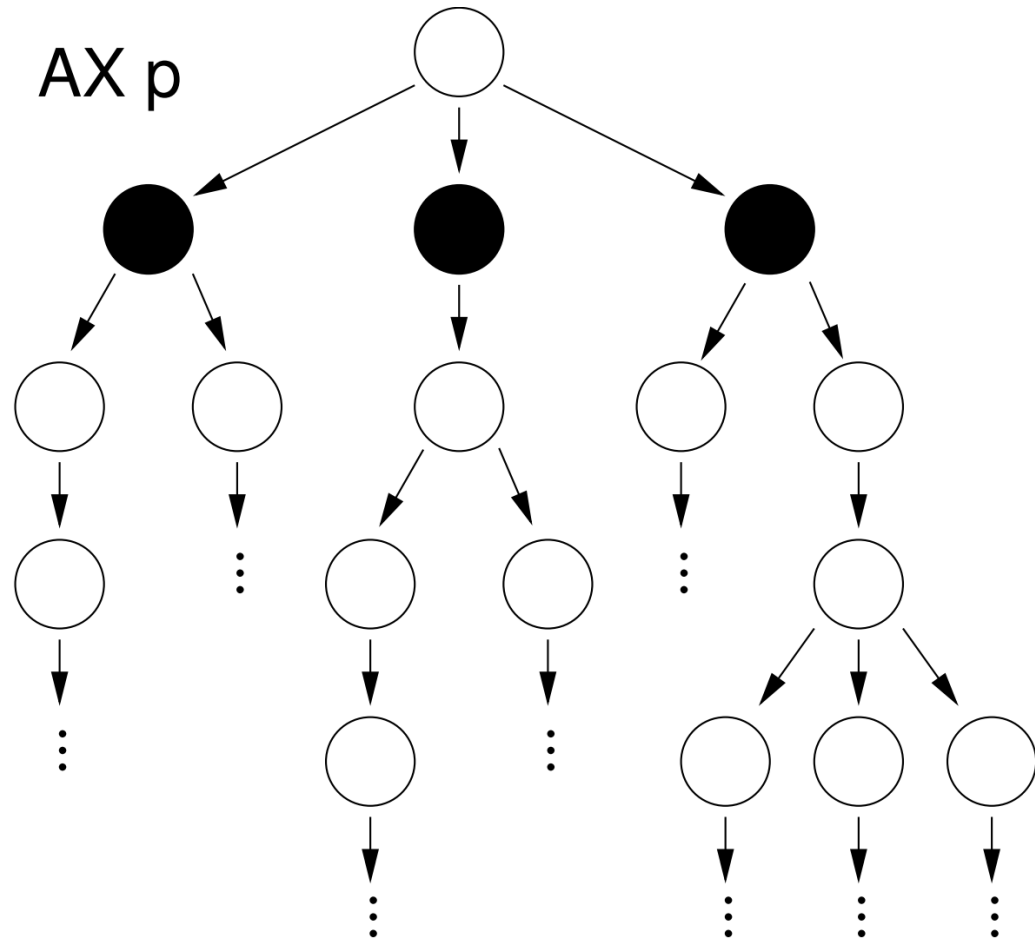
- We use this computation tree as a running example.
- We suppose that the black and red states satisfy atomic properties p and q , respectively.
- The topmost state is the initial state; in the examples, it always satisfies the given formula.



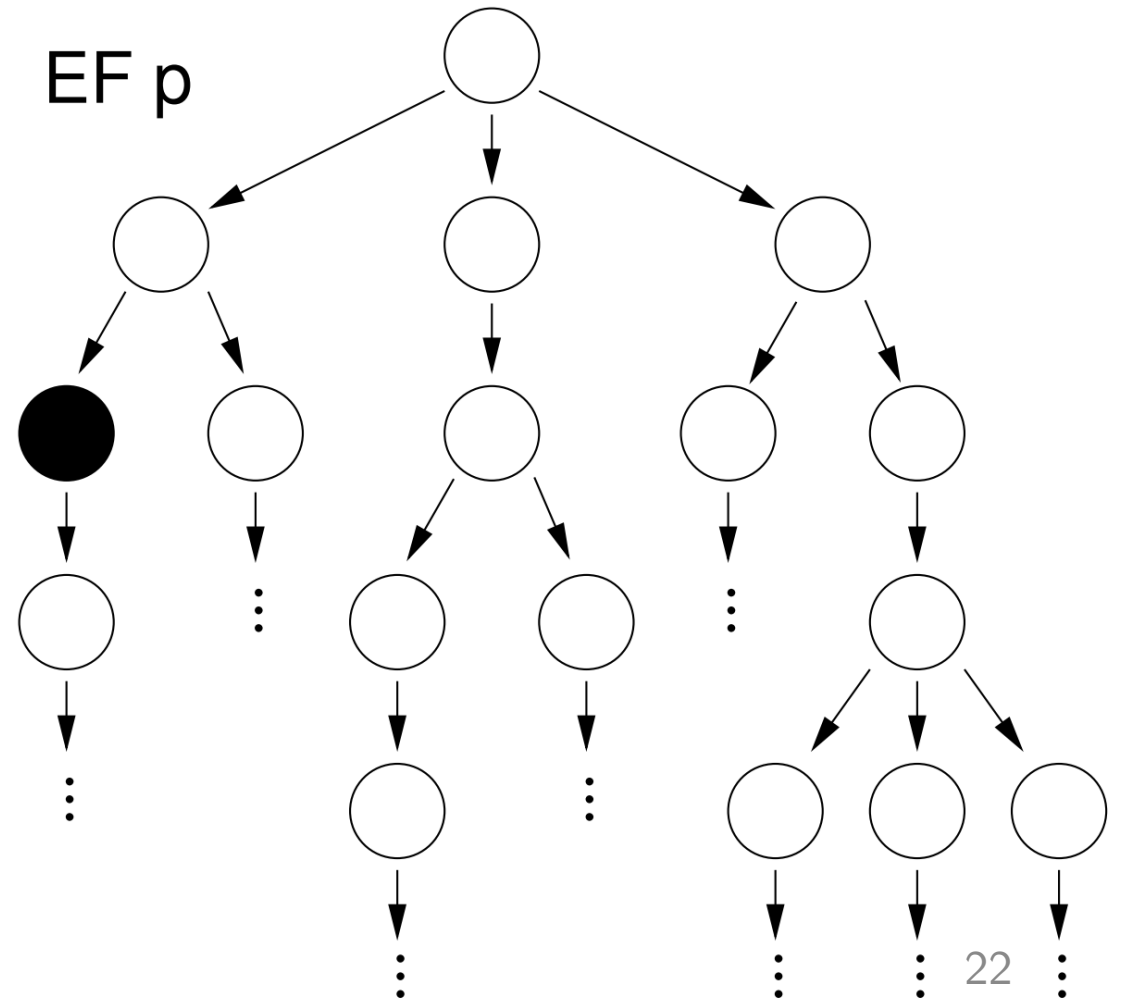
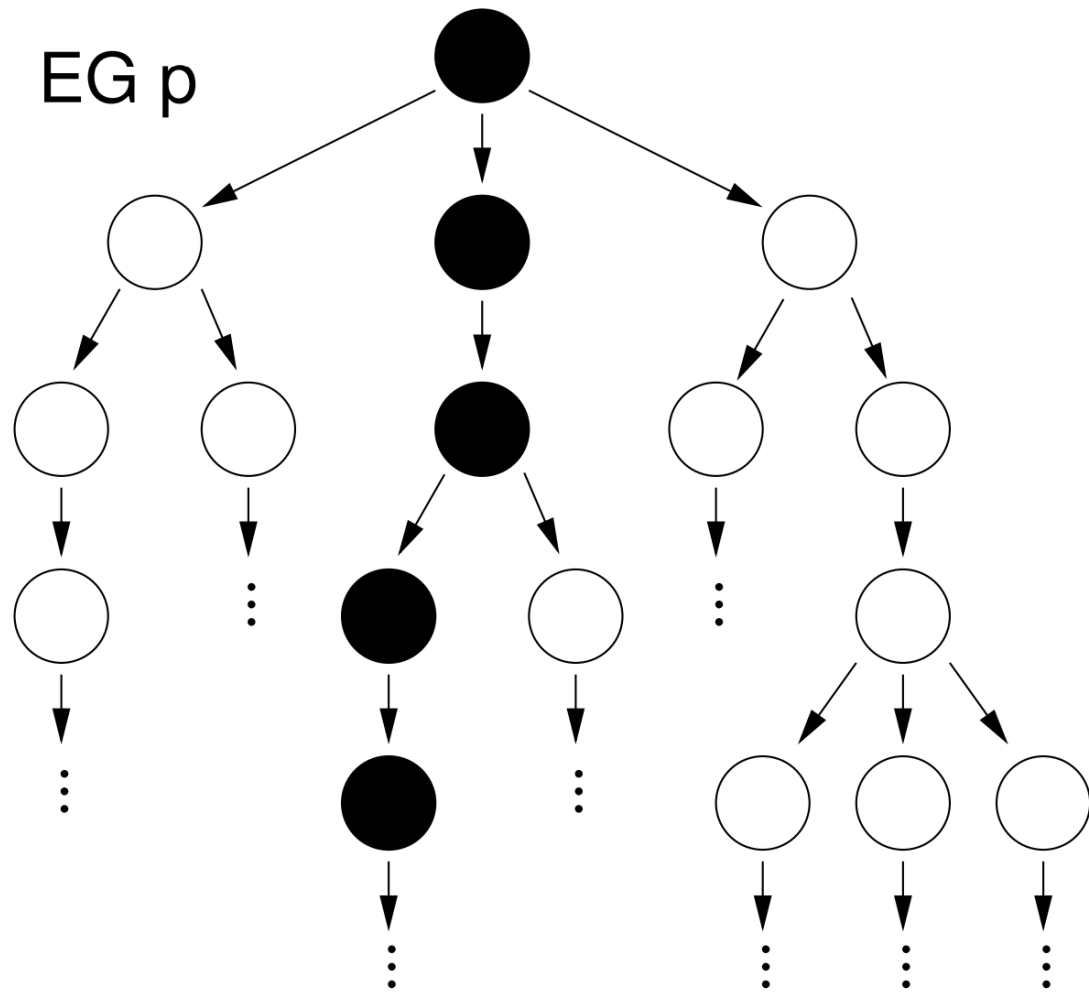
Visualizing CTL formula



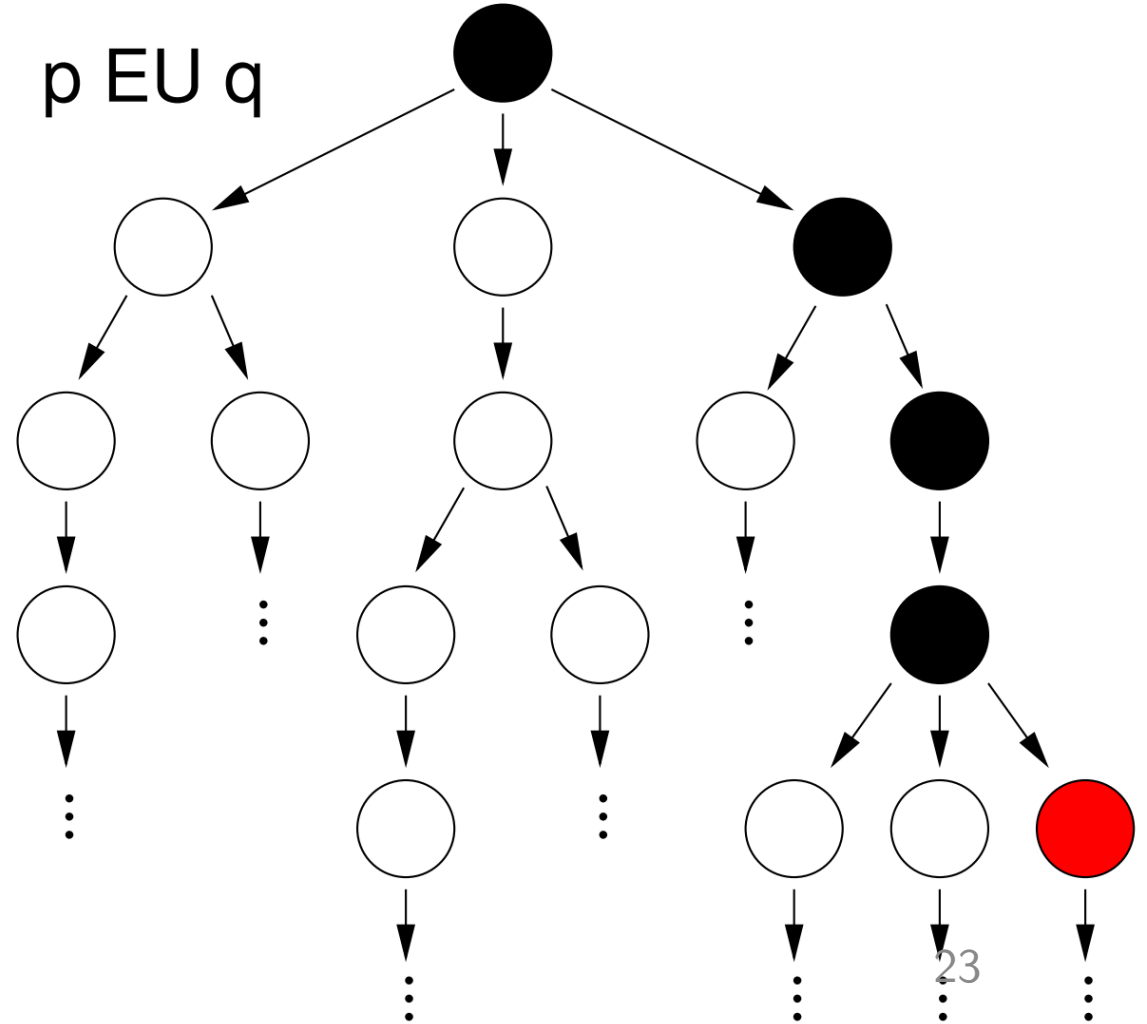
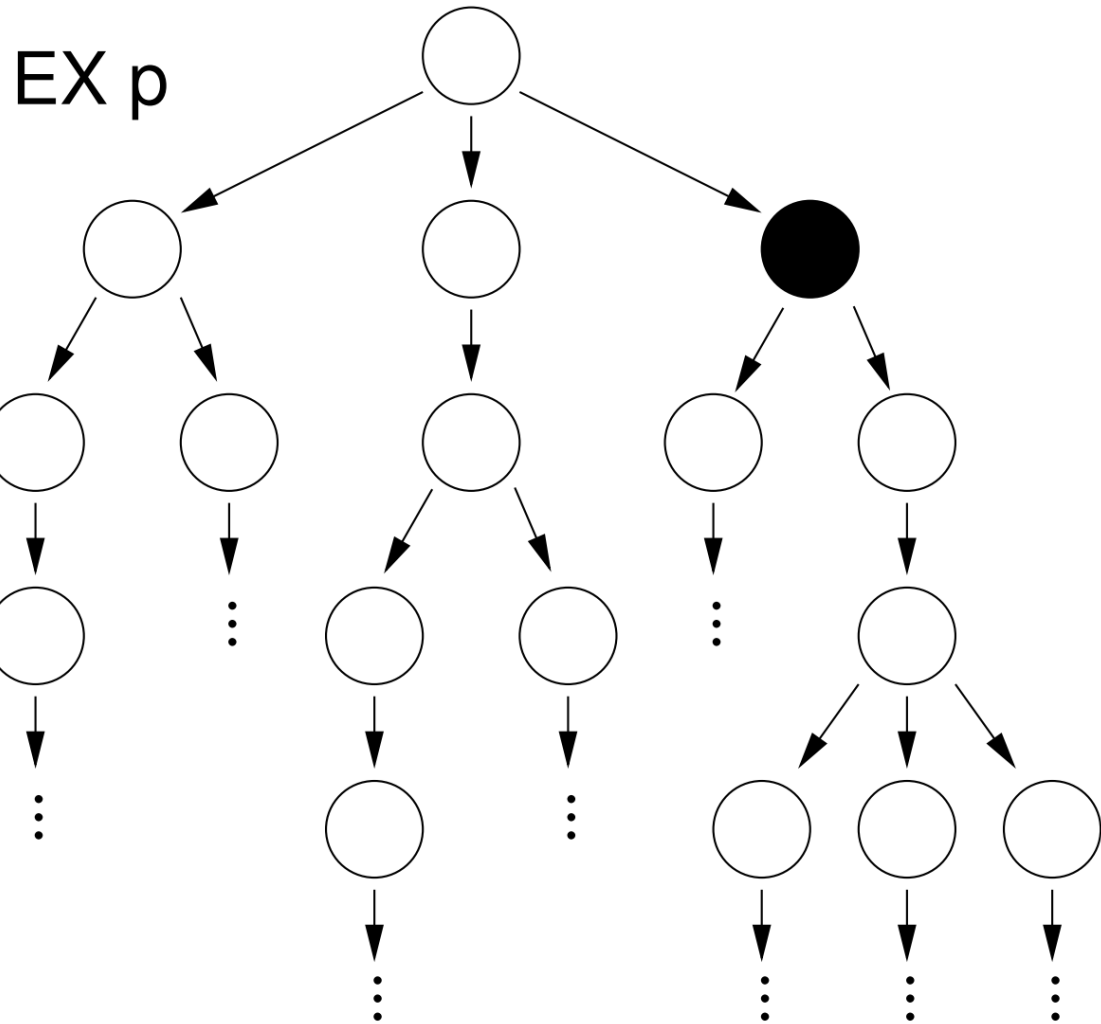
Visualizing CTL formula



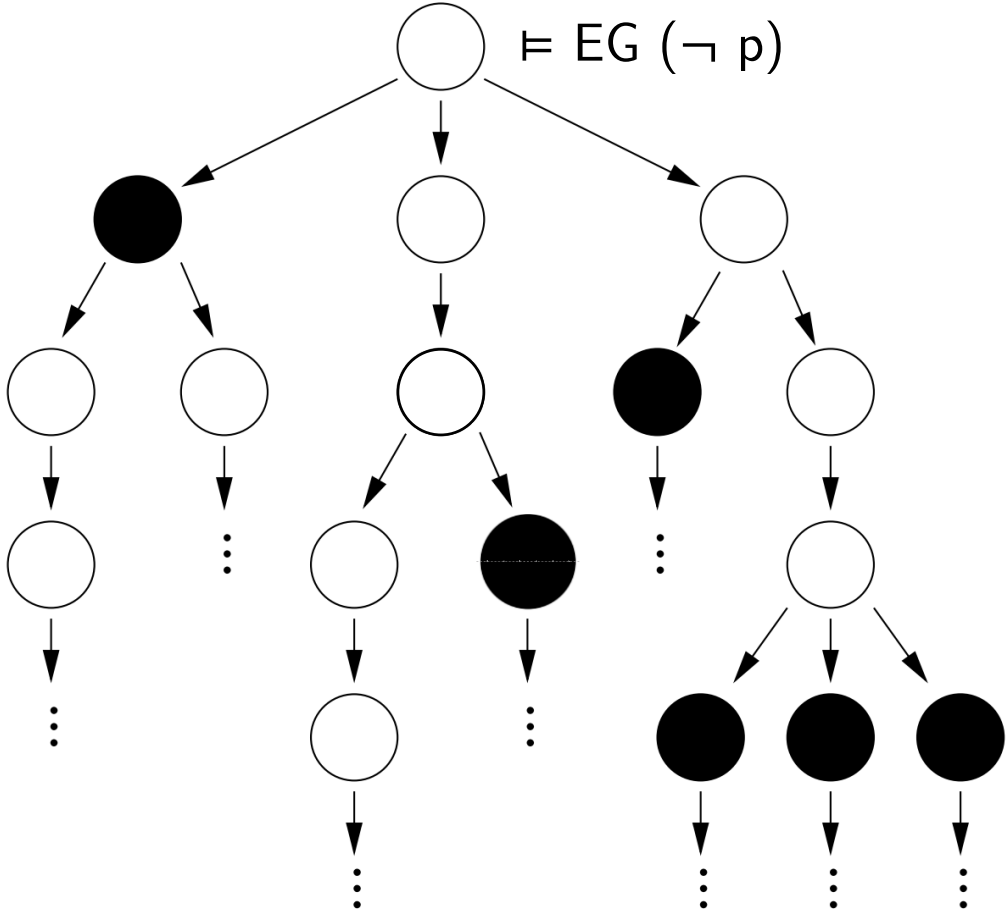
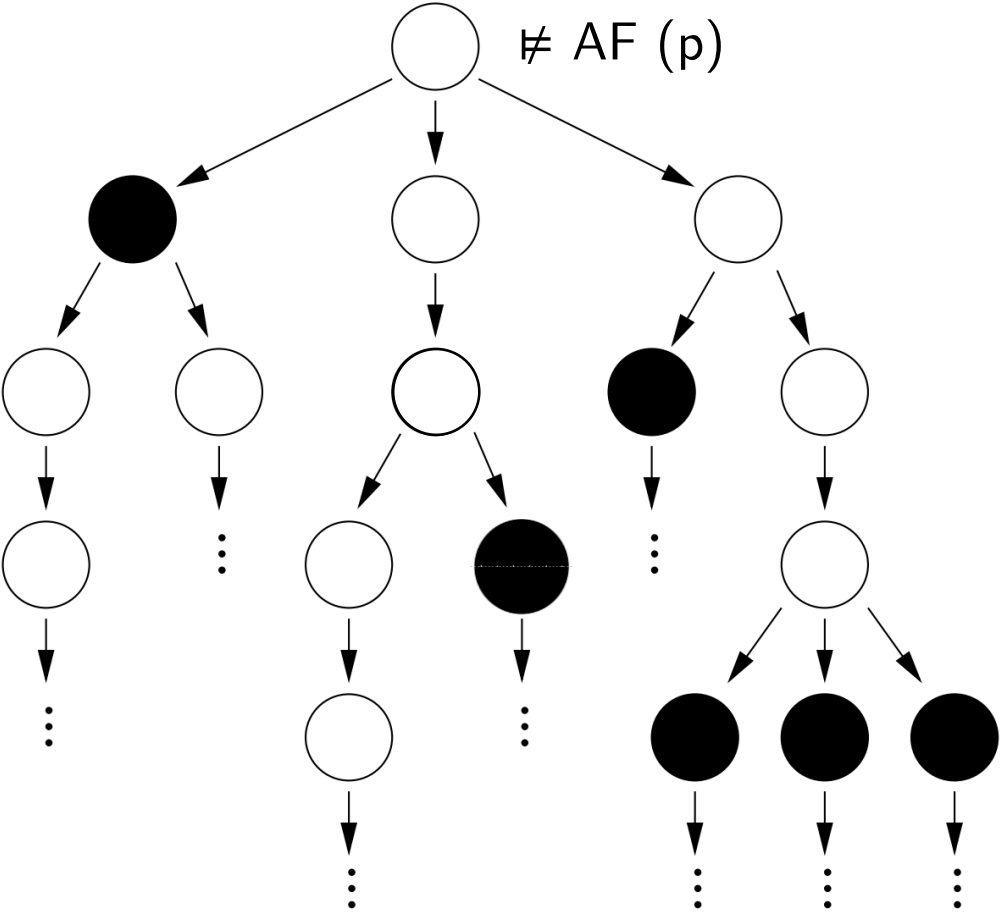
Visualizing CTL formula



Visualizing CTL formula



Intuition for “ $AF p = \neg EG (\neg p)$ ”



Interpreting CTL formula

- $AG\ p$
- $EF\ p$
- $AF\ EG\ p$
- $EG\ AF\ p$

- $p\ AU\ q$

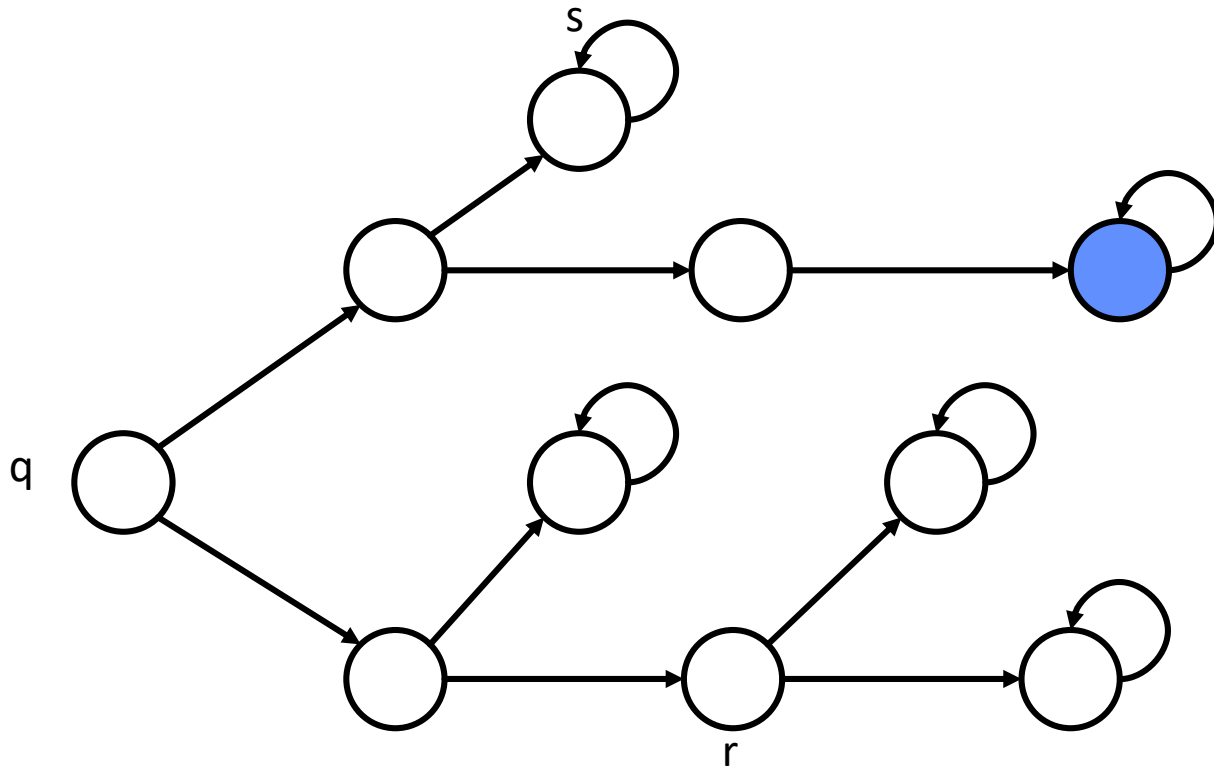
Encoding	Proposition
p	I like chocolate
q	It's warm outside

Interpreting CTL formula

Encoding	Proposition
p	I like chocolate
q	It's warm outside

- $AG\ p$ I will like chocolate from now on, no matter what happens.
- $EF\ p$ It's possible I may like chocolate someday, at least for one day.
- $AF\ EG\ p$ There will be always sometime in the future (AF) that I may suddenly start liking chocolate for the rest of time (EG).
- $EG\ AF\ p$ This is a critical time in my life. Depending on what happens (E), it's possible that for the rest of time (G), there will always be some time in the future (AF) when I will like chocolate. However, if the wrong thing happens next, then all bets are off and there's no guarantee about whether I will ever like chocolate.
- $p\ AU\ q$ No matter what happens, I will like chocolate from now on. But when it gets warm outside, I don't know whether I still like it. And it will get warm outside someday.

EF ϕ : “There exists a path along which at some state ϕ holds.”



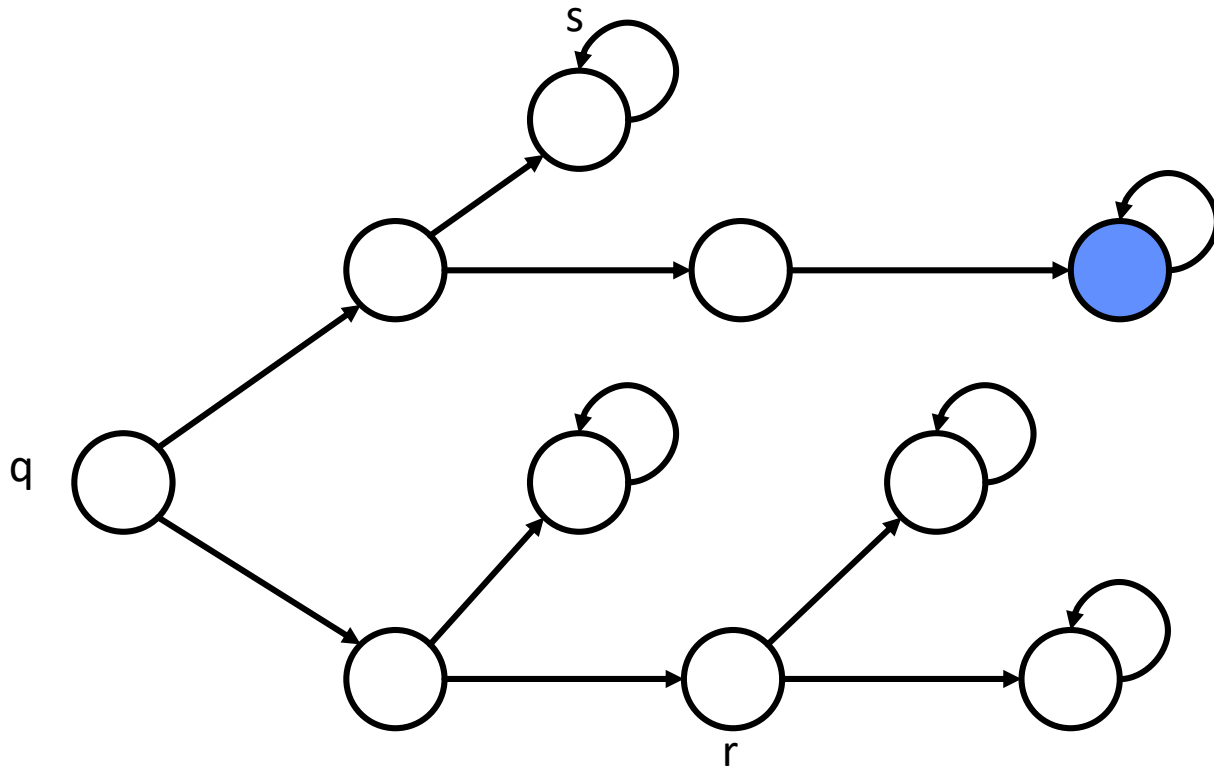
● $\models \phi$

q \models EF ϕ

r \models ?

s \models ?

EF ϕ : “There exists a path along which at some state ϕ holds.”



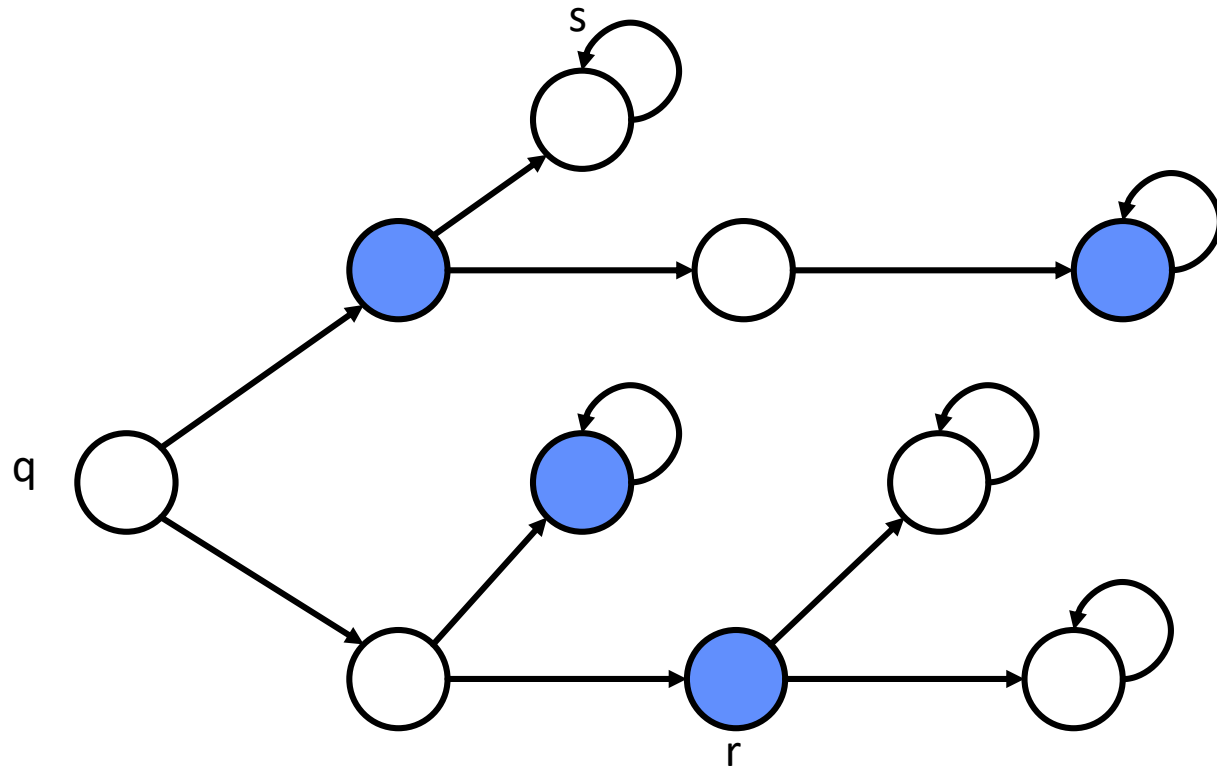
$\bullet \models \phi$

$q \models \text{EF } \phi$

$r \not\models \text{EF } \phi$

$s \not\models \text{EF } \phi$

AF ϕ : “On all paths, at some state ϕ holds .”



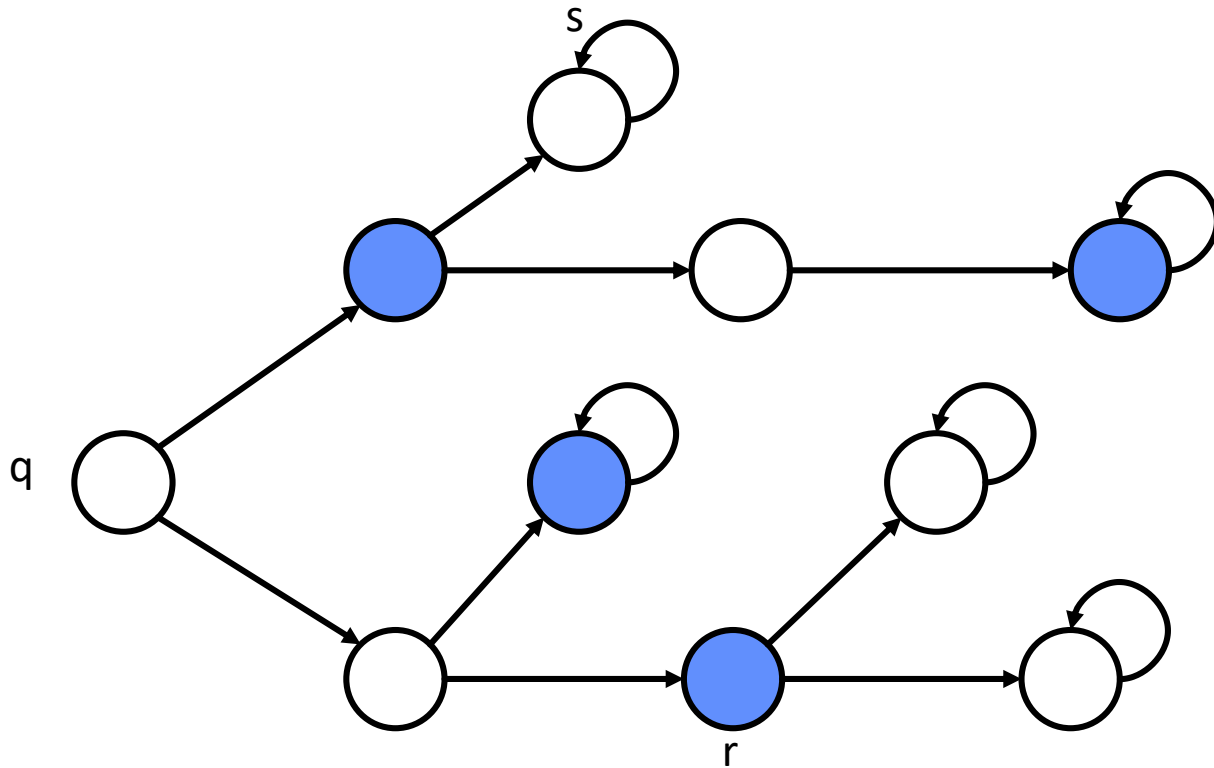
$\bullet \models \phi$

$q \models \text{AF } \phi$

$r \models ?$

$s \models ?$

AF ϕ : “On all paths, at some state ϕ holds .”



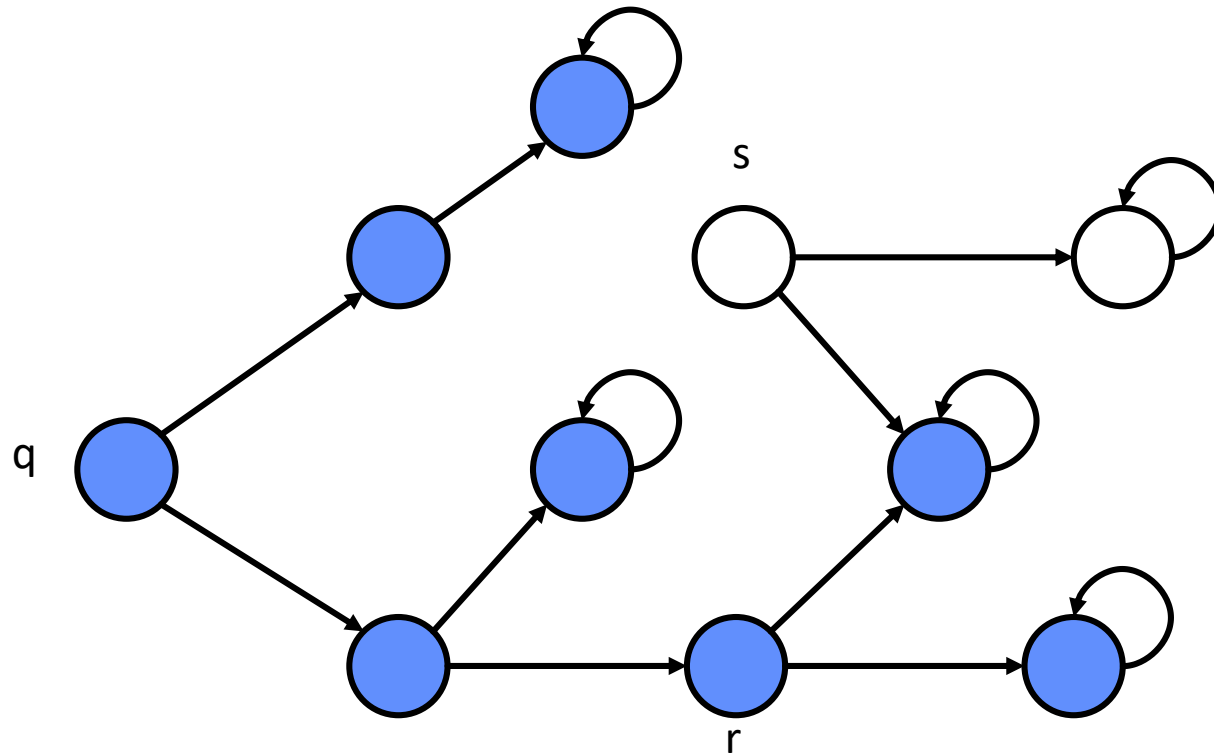
● $\models \phi$

q $\models \text{AF } \phi$

r $\models \text{AF } \phi$

s $\not\models \text{AF } \phi$

$AG \phi$: “On all paths, for all states ϕ holds.”



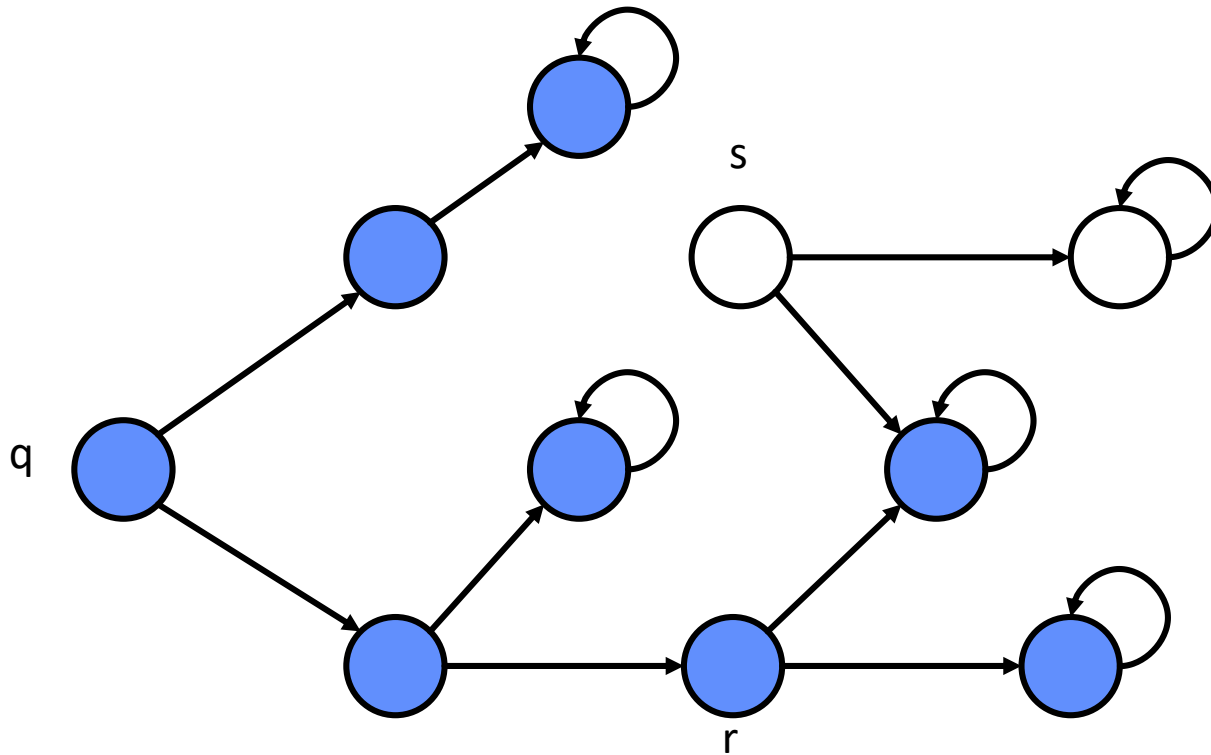
$\bullet \models \phi$

$q \models AG \phi$

$r \models ?$

$s \models ?$

AG ϕ : “On all paths, for all states ϕ holds.”



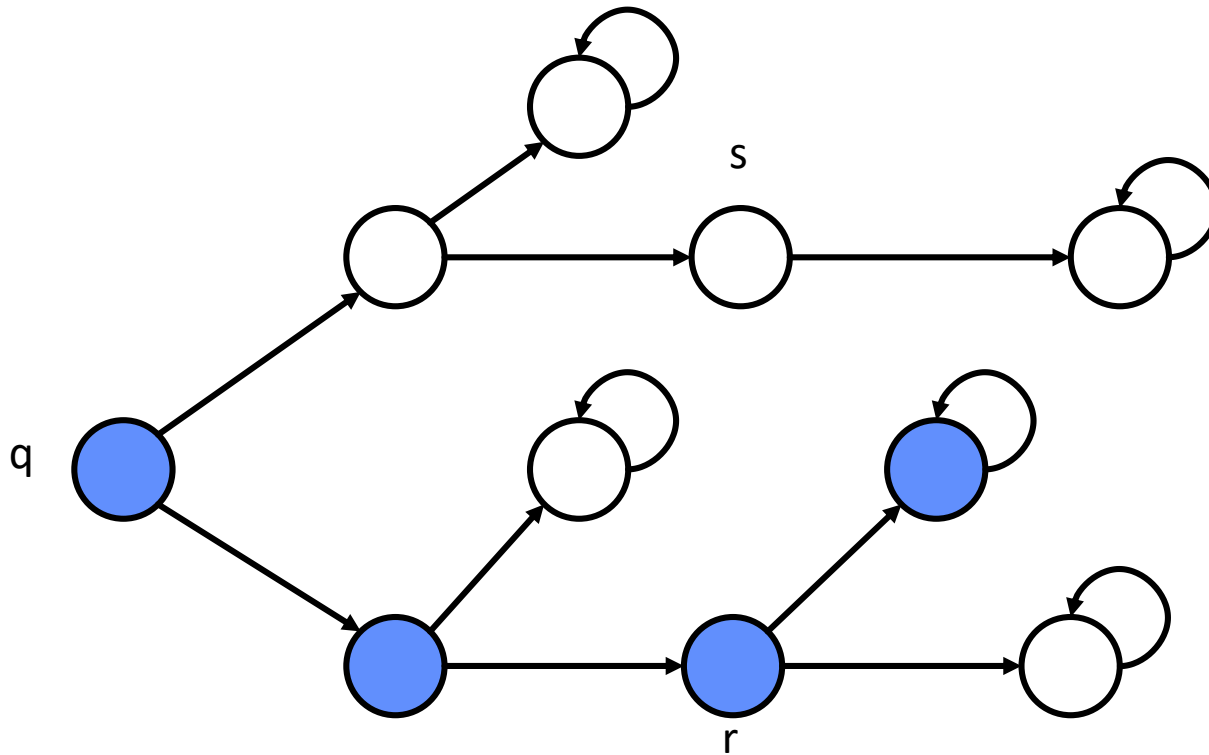
$\bullet \models \phi$

$q \models \text{AG } \phi$

$r \models \text{AG } \phi$

$s \not\models \text{AG } \phi$

EG ϕ : “There exists a path
along which for all states ϕ holds .”



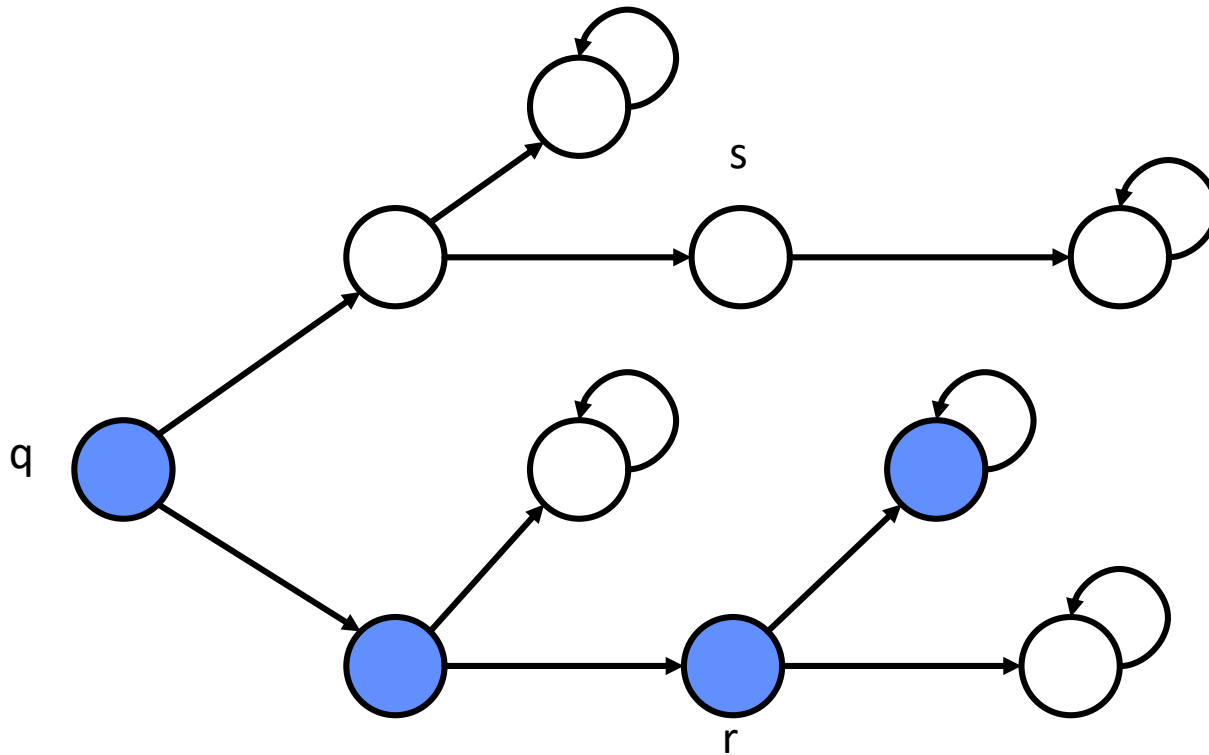
● $\models \phi$

q $\models \text{EG } \phi$

r $\models ?$

s $\models ?$

EG ϕ : “There exists a path along which for all states ϕ holds .”



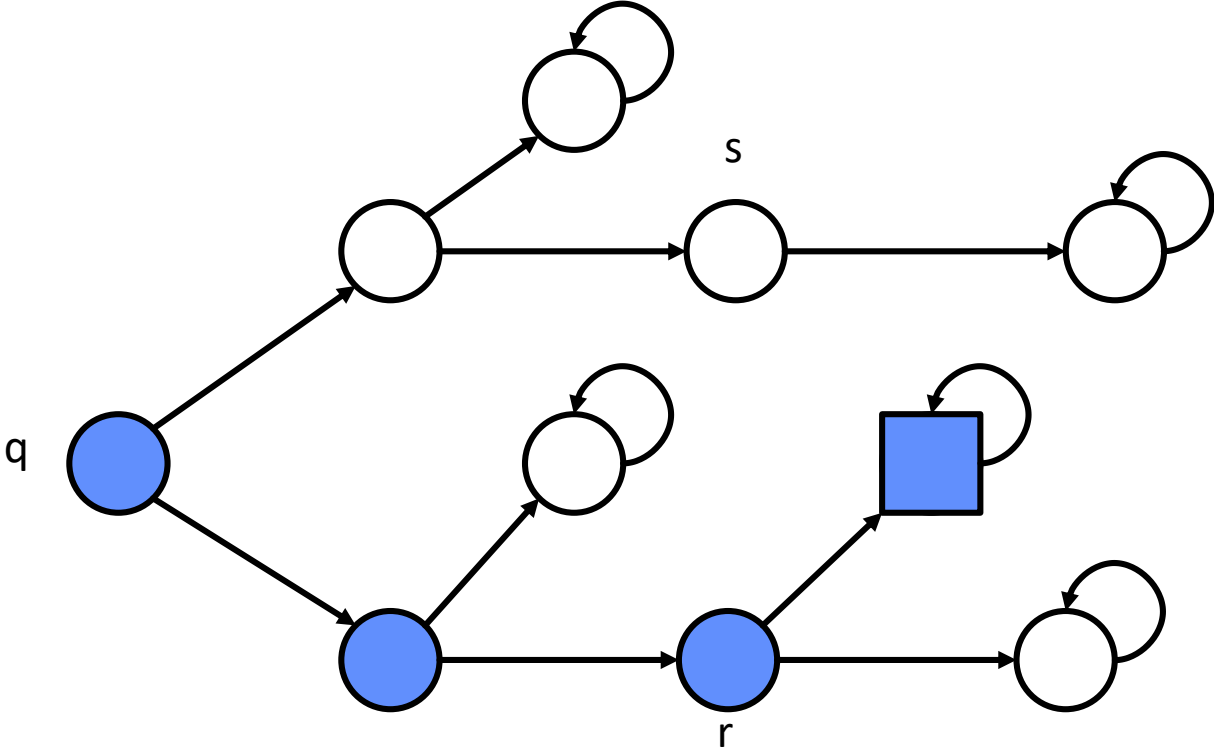
● $\models \phi$

q \models EG ϕ

r \models EG ϕ

s $\not\models$ EG ϕ

$\phi EU \Psi$: “There exists a path along which ϕ holds until Ψ holds.”



■ $\models \Psi$

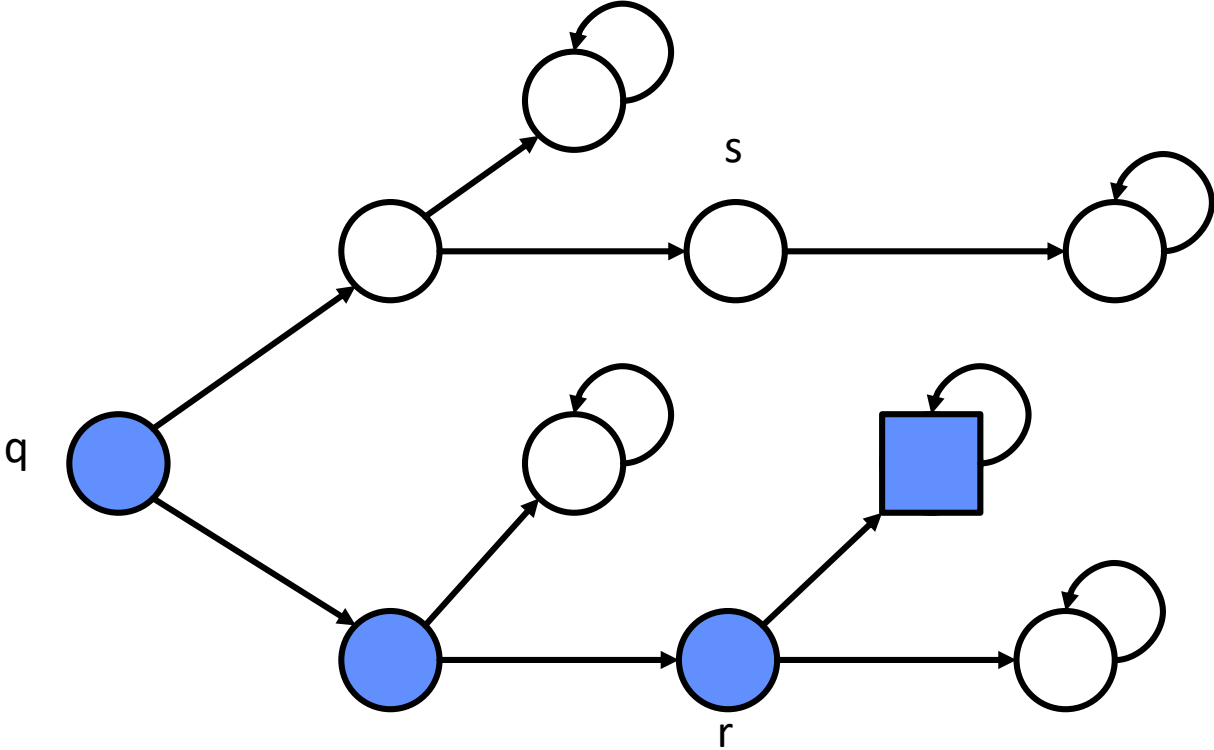
● $\models \phi$

q $\models \phi EU \Psi$

r $\models ?$

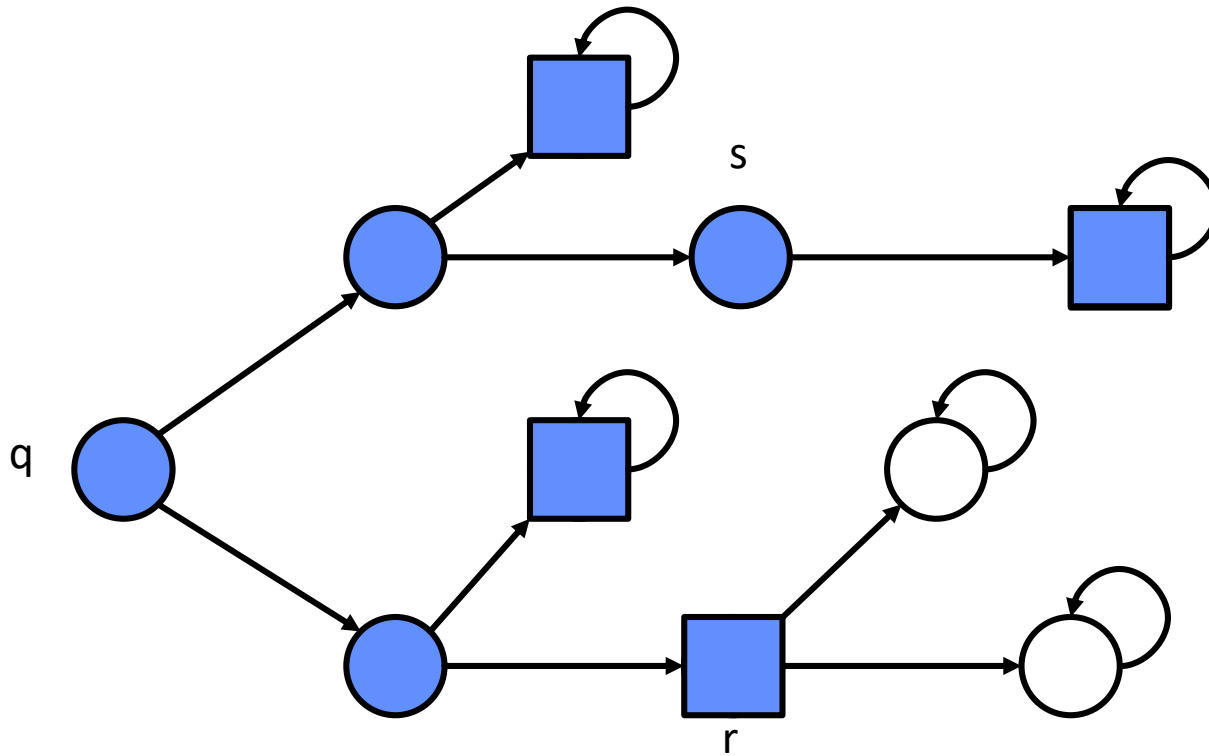
s $\models ?$

$\phi EU \Psi$: “There exists a path along which ϕ holds until Ψ holds.”



- $\models \Psi$
- $\models \phi$
- $q \models \phi EU \Psi$
- $r \models \phi EU \Psi$
- $s \not\models \phi EU \Psi$

$\phi AU \Psi$: “On all paths, ϕ holds until Ψ holds.”



■ $\models \Psi$

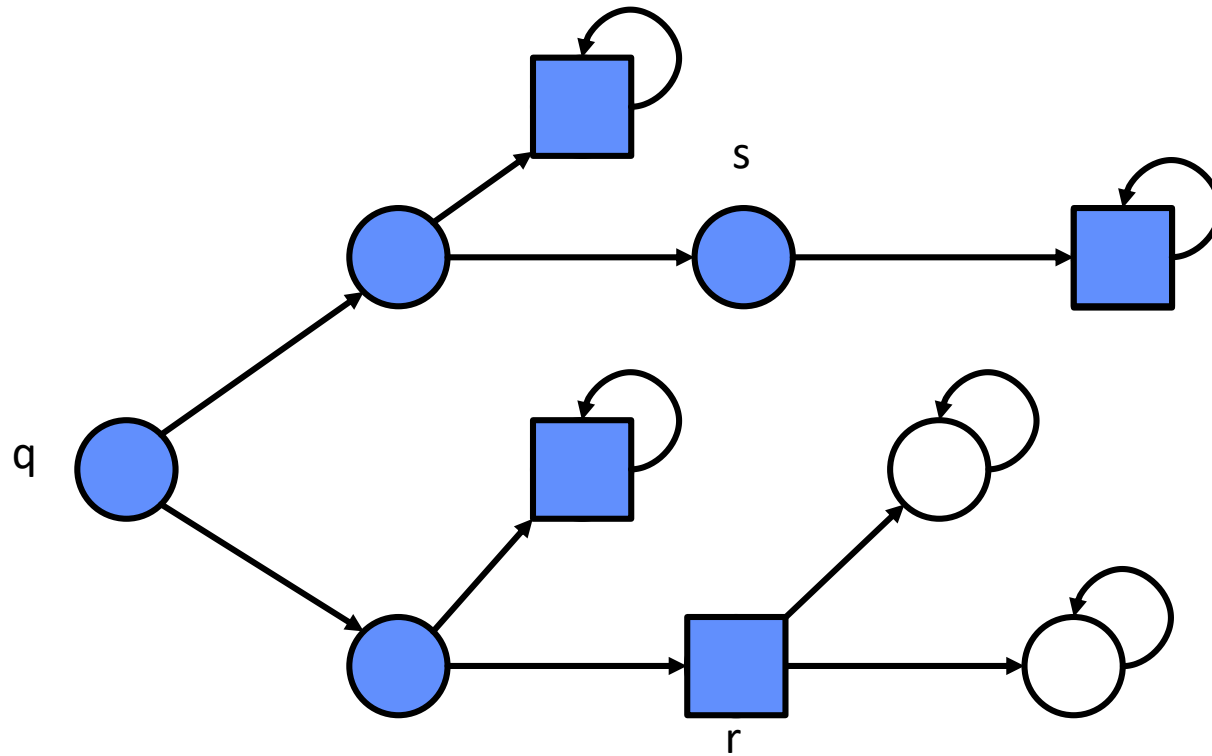
● $\models \phi$

$q \models \phi AU \Psi$

$r \models ?$

$s \models ?$

$\phi AU \Psi$: “On all paths, ϕ holds until Ψ holds.”



■ $\models \Psi$

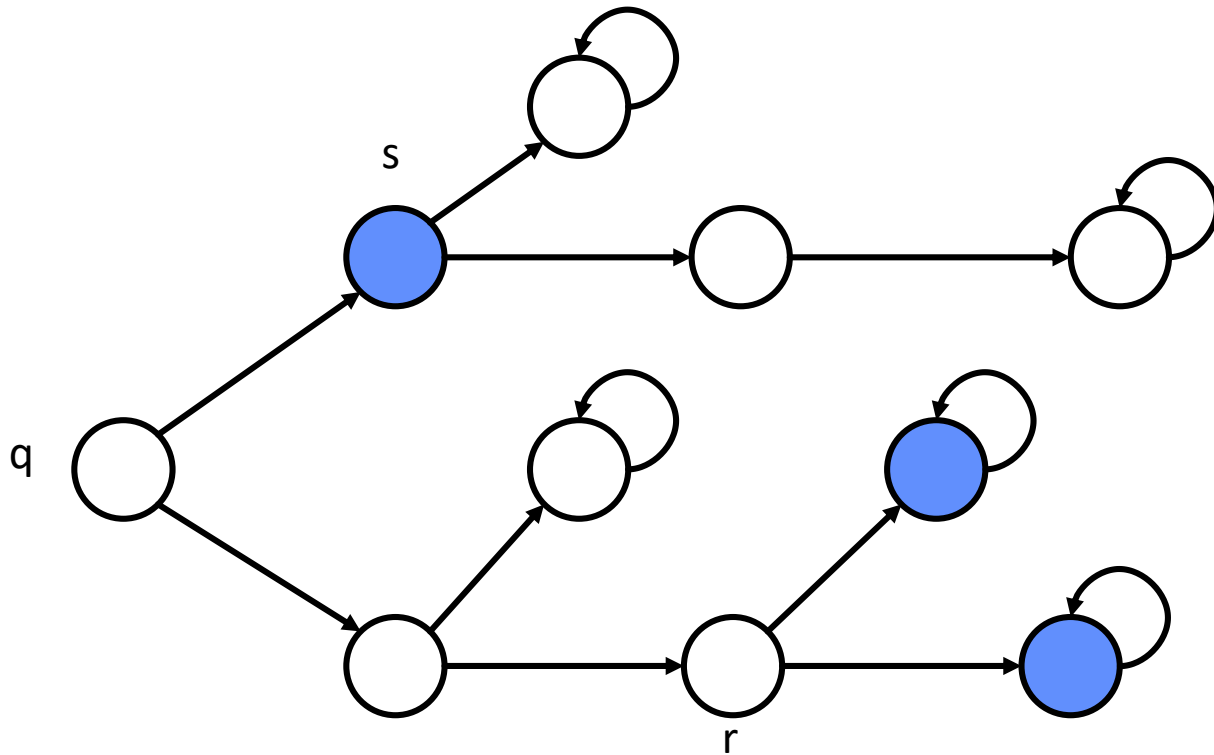
● $\models \phi$

$q \models \phi AU \Psi$

$r \models \phi AU \Psi$

$s \models \phi AU \Psi$

$EX\phi$: “There exists a path
along which the next state satisfies ϕ .”



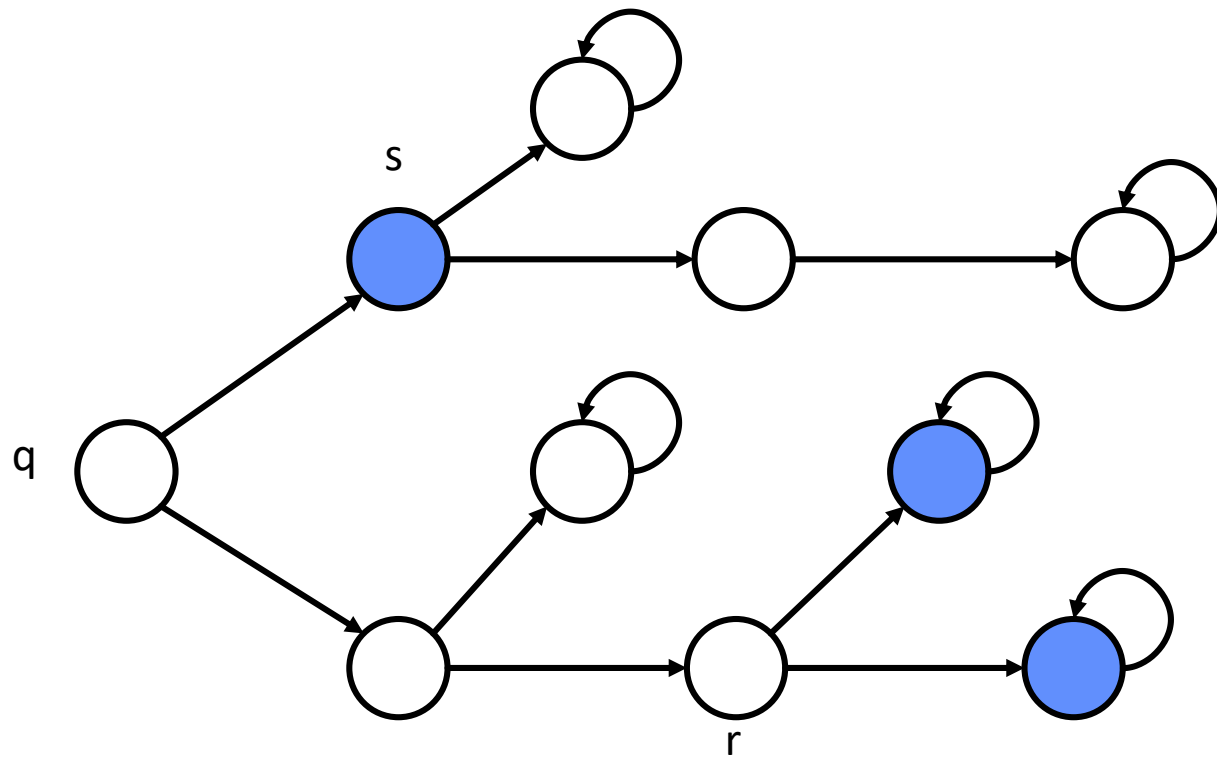
● $\models \phi$

q $\models EX\phi$

r $\models ?$

s $\models ?$

$EX\phi$: “There exists a path
along which the next state satisfies ϕ .”



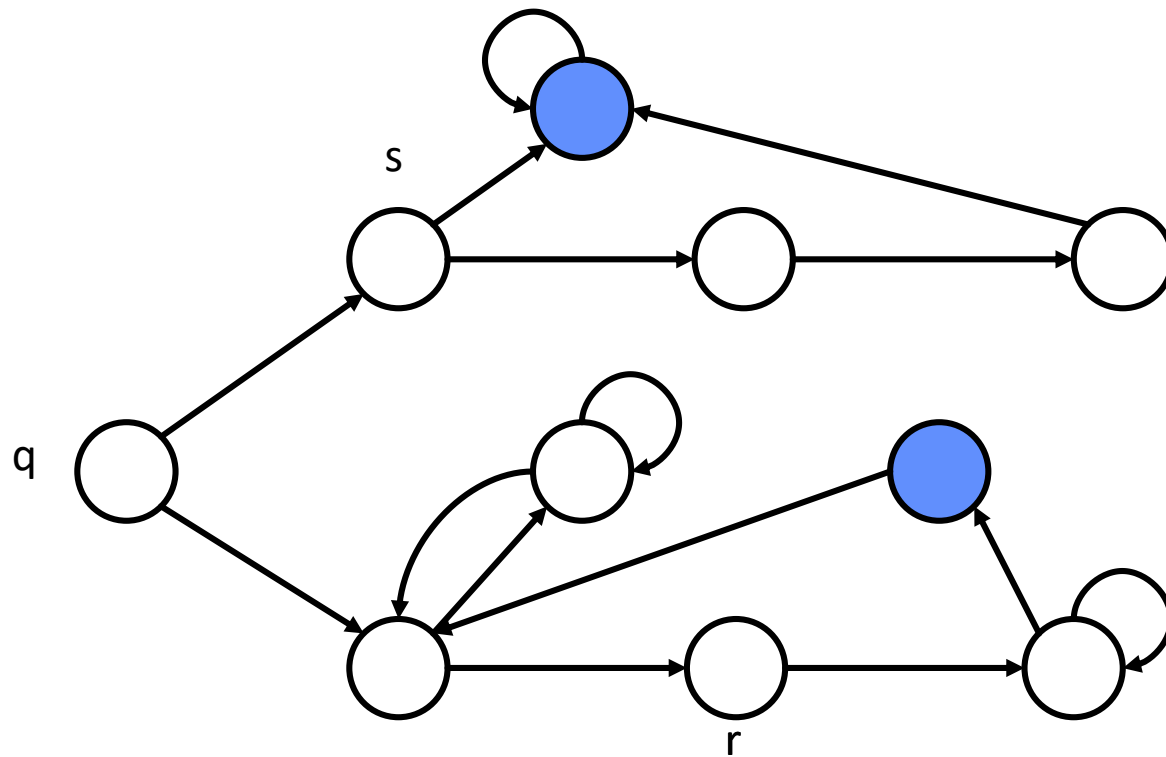
● $\models \phi$

q $\models EX\phi$

r $\models EX\phi$

s $\not\models EX\phi$

AG EF ϕ : “On all paths and for all states,
there exists a path along which at some state ϕ holds.”



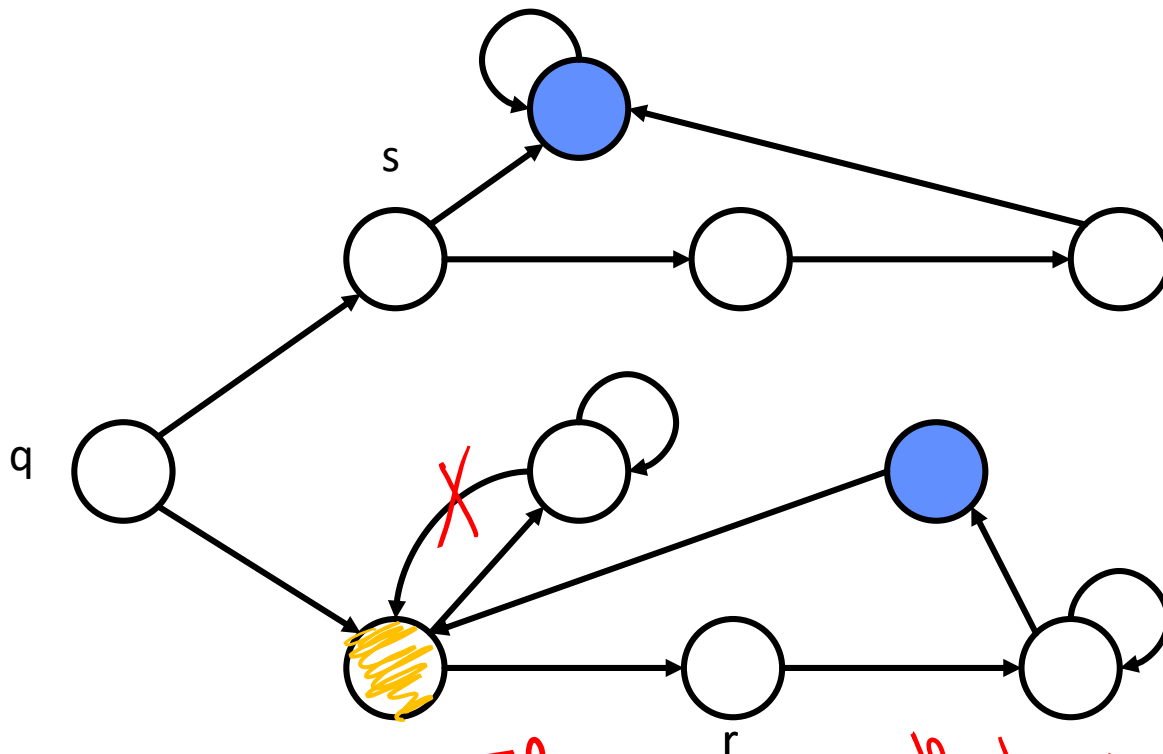
● $\models \phi$

q $\models \text{AG EF } \phi$

r $\models ?$

s $\models ?$

AG EF ϕ : “On all paths and for all states, there exists a path along which at some state ϕ holds.”



● $\models \phi$

$q \models \text{AG EF } \phi$

$r \models \text{AG EF } \phi$

$s \models \text{AG EF } \phi$

If we remove that edge, then
 $r \not\models \text{AG EF } \phi$

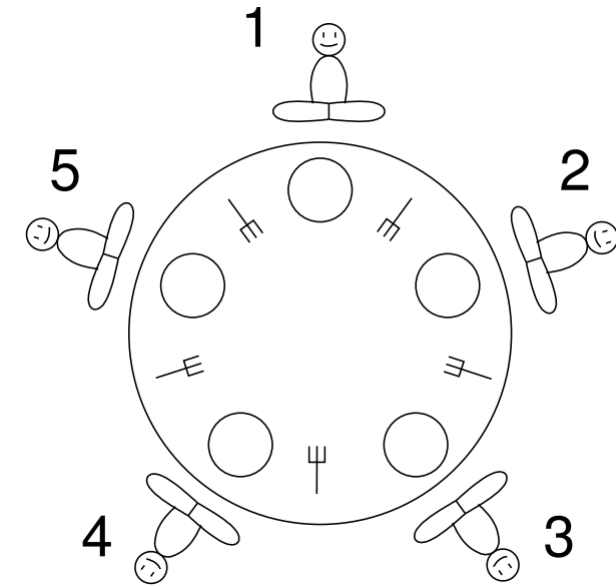
Because even if we can reach ● from r , once we reach ● it is no longer possible

Specifying using CTL formula

Famous
problem

Dining Philosophers

- Five philosophers are sitting around a table, taking turns at thinking and eating.
- Each needs two forks to eat.
- They put down forks only once they have eaten.
- There are only five forks.

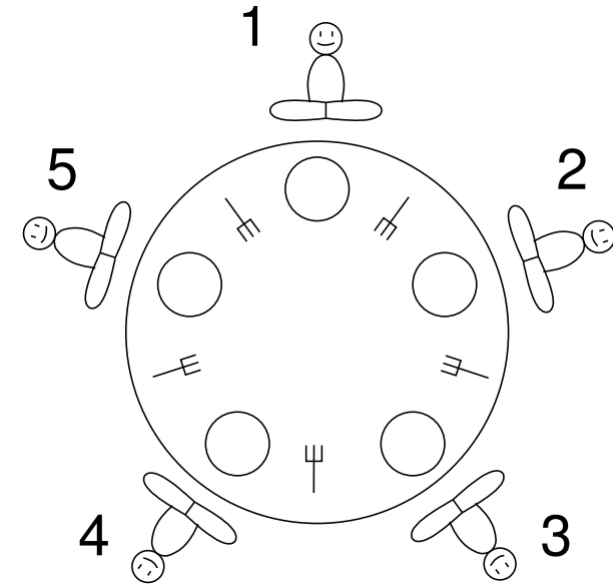


Atomic
proposition

e_i : Philosopher i is currently eating.

Specifying using CTL formula

- “Philosophers 1 and 4 will never eat at the same time.”
- “Every philosopher will get infinitely many turns to eat.”
- “Philosopher 2 will be the first to eat.”



Specifying using CTL formula

- “Philosophers 1 and 4 will never eat at the same time.”

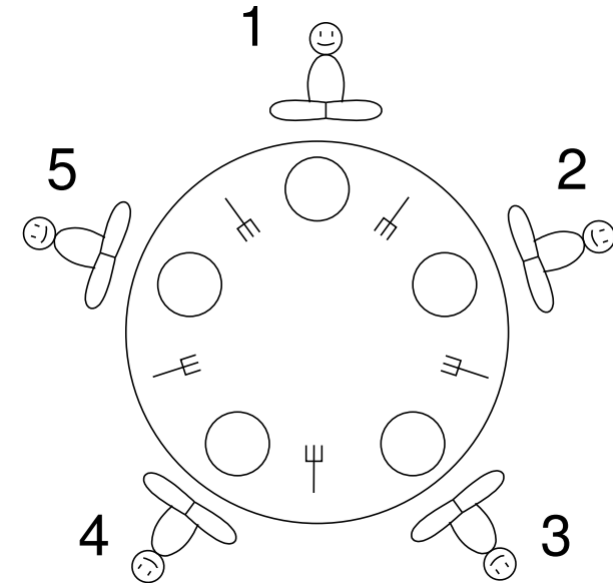
$$AG\neg(e_1 \cdot e_4)$$

- “Every philosopher will get infinitely many turns to eat.”

$$AG(AF e_1 \cdot AF e_2 \cdot AF e_3 \cdot AF e_4 \cdot AF e_5)$$

- “Philosopher 2 will be the first to eat.”

$$\neg(e_1 + e_3 + e_4 + e_5) AU e_2$$



Computing CTL formula

- In order to compute CTL formula, we first define $\llbracket \phi \rrbracket$ as the set of all initial states of the finite automaton for which CTL formula ϕ is true. Then we can say that a finite automaton with initial state q_0 satisfies ϕ iff

$$q_0 \in \llbracket \phi \rrbracket$$

- Now, we can use our “trick”: computing with sets of states!
 - $\psi_{\llbracket \phi \rrbracket}(q)$ is true if the state q is in the set $\llbracket \phi \rrbracket$, i.e., it is a state for which the CTL formula is true.
 - Therefore, we can also say

$$q_0 \in \llbracket \phi \rrbracket \equiv \psi_{\llbracket \phi \rrbracket}(q_0) \text{ ————— characteristic function of the set } \llbracket \phi \rrbracket$$

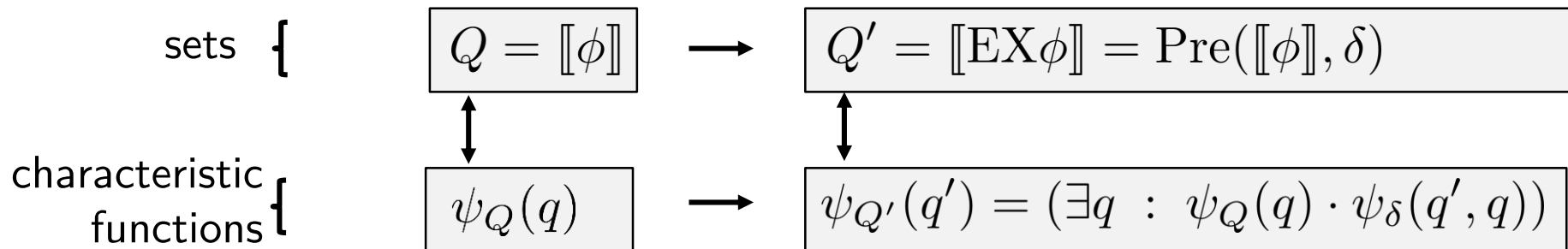
- When we compute the CTL-formulas, we start from the innermost terms.
- Remember: We suppose that every state has at least one successor state (could be itself).

Computing CTL formula

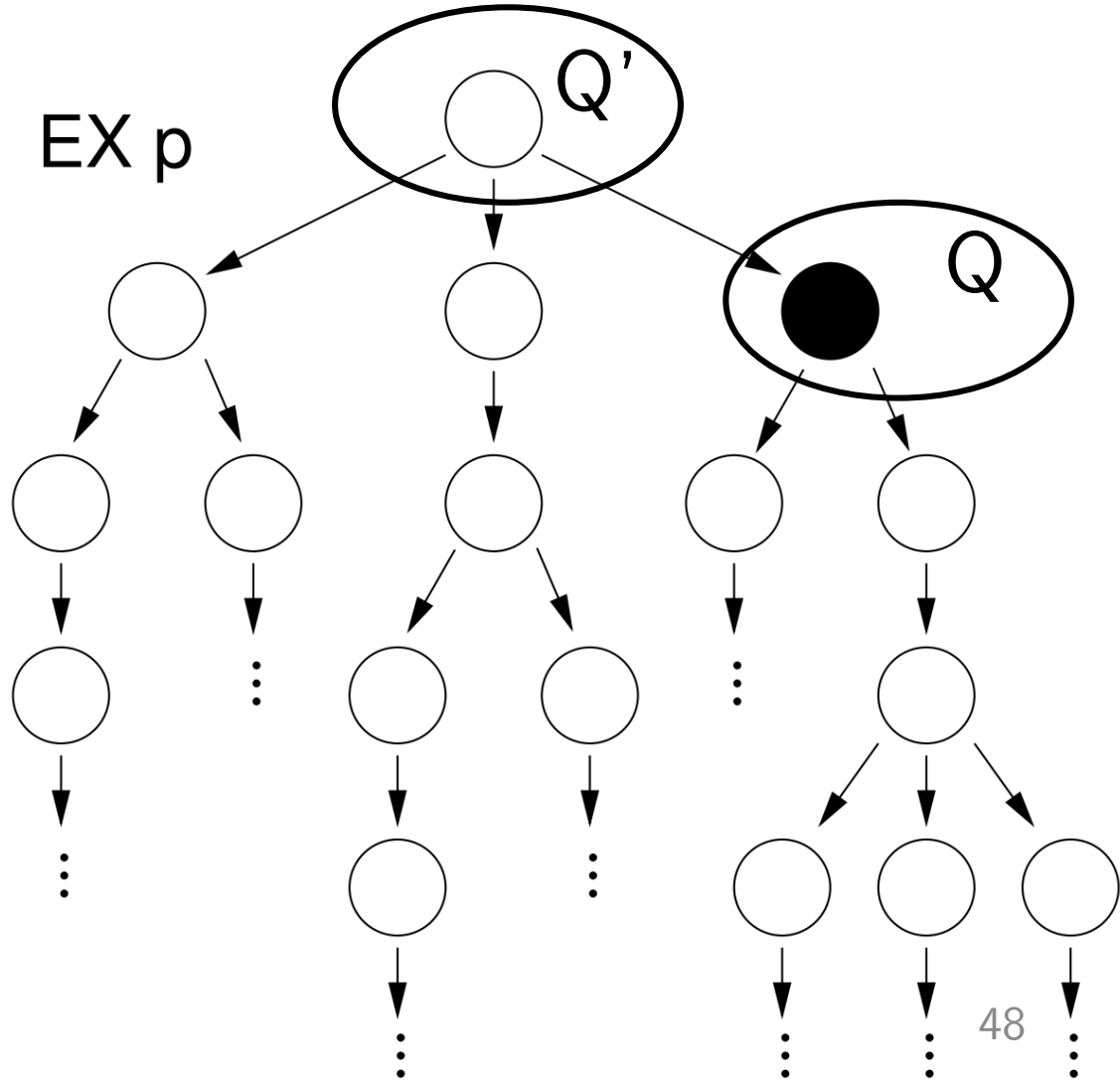
- We now show how to compute some operators in CTL. All others can be determined using the equivalence relations between operators that we listed earlier.
 - $EX \phi$: Let us first define the set of predecessor states of Q , i.e., the set of states that lead in one transition to a state in Q :

$$Q' = Pre(Q, \delta) = \{q' \mid \exists q : \psi_\delta(q', q) \cdot \psi_Q(q)\}$$

Suppose that Q is the set of initial states for which the formula ϕ is true. Then we can write

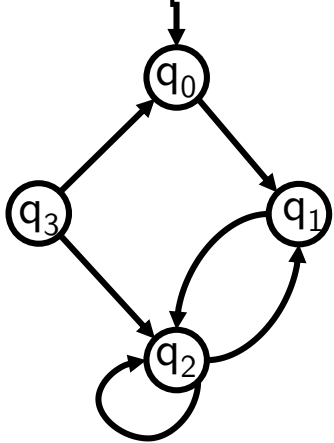


Computing CTL formula



Computing CTL formula

- Example for $EX \phi$: Compute $EX q_2$



$$\llbracket q_2 \rrbracket = \{q_2\}$$

$$Q' = \llbracket EX q_2 \rrbracket = Pre(\{q_2\}, \delta) = \{q_1, q_2, q_3\}$$

$$\{q' \mid \exists q : \psi_\delta(q', q) \cdot \psi_Q(q)\}$$

As $q_0 \notin \llbracket EX q_2 \rrbracket = \{q_1, q_2, q_3\}$, the CTL formula $EX q_2$ is not true.

Computing CTL formula

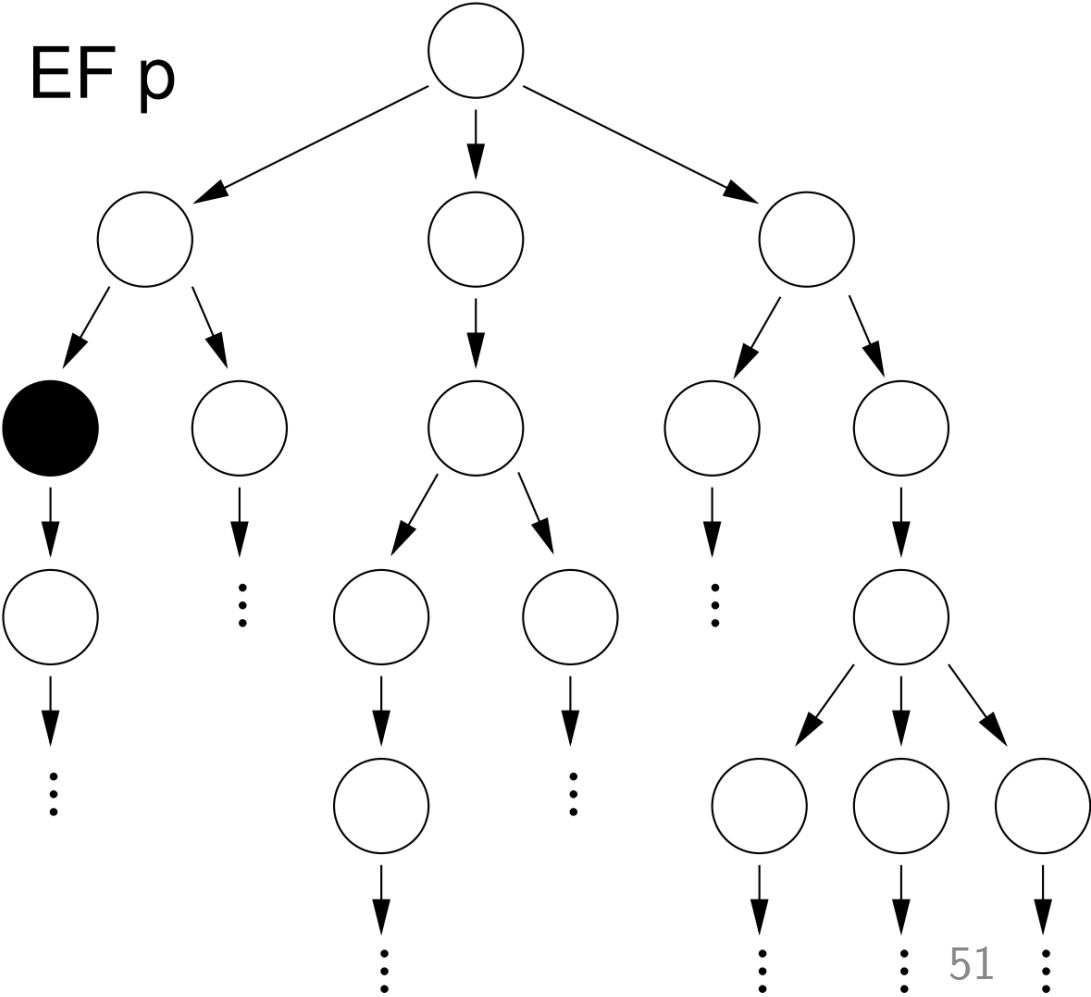
- $EF \phi$: The idea here is to start with the set of initial states for which the formula ϕ is true. Then we add to this set the set of predecessor states. For the resulting set of states we do the same, ..., until we reach a fixed-point. The corresponding operations can be done using BDDs (as described before).

$$Q_0 = \llbracket \phi \rrbracket$$

$$Q_i = Q_{i-1} \cup \text{Pre}(Q_{i-1}, \delta) \quad \text{for all } i > 1 \text{ until a fixed-point } Q' \text{ is reached}$$

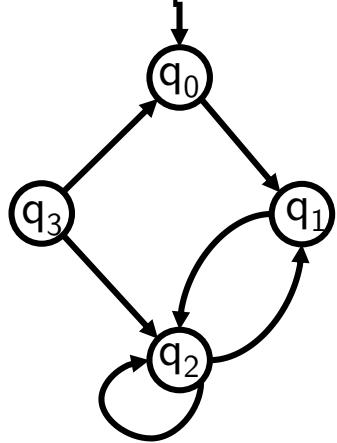
$$\llbracket EF \phi \rrbracket = Q'$$

Computing CTL formula



Computing CTL formula

- Example for $\text{EF}\phi$: Compute $\text{EF } q_2$



$$Q_0 = \llbracket q_2 \rrbracket = \{q_2\}$$

$$Q_1 = \{q_2\} \cup \text{Pre}(\{q_2\}, \delta) = \{q_1, q_2, q_3\}$$

$$Q_2 = \{q_1, q_2, q_3\} \cup \text{Pre}(\{q_1, q_2, q_3\}, \delta) = \{q_0, q_1, q_2, q_3\}$$

$$Q_3 = \{q_0, q_1, q_2, q_3\} \cup \text{Pre}(\{q_0, q_1, q_2, q_3\}, \delta) = \{q_0, q_1, q_2, q_3\}$$

$$\llbracket \text{EF } q_2 \rrbracket = Q_3 = \{q_0, q_1, q_2, q_3\}$$

$$\{q' \mid \exists q \text{ with } \psi_Q(q) \cdot \psi_\delta(q', q)\} = \{q_1, q_2, q_3\}$$

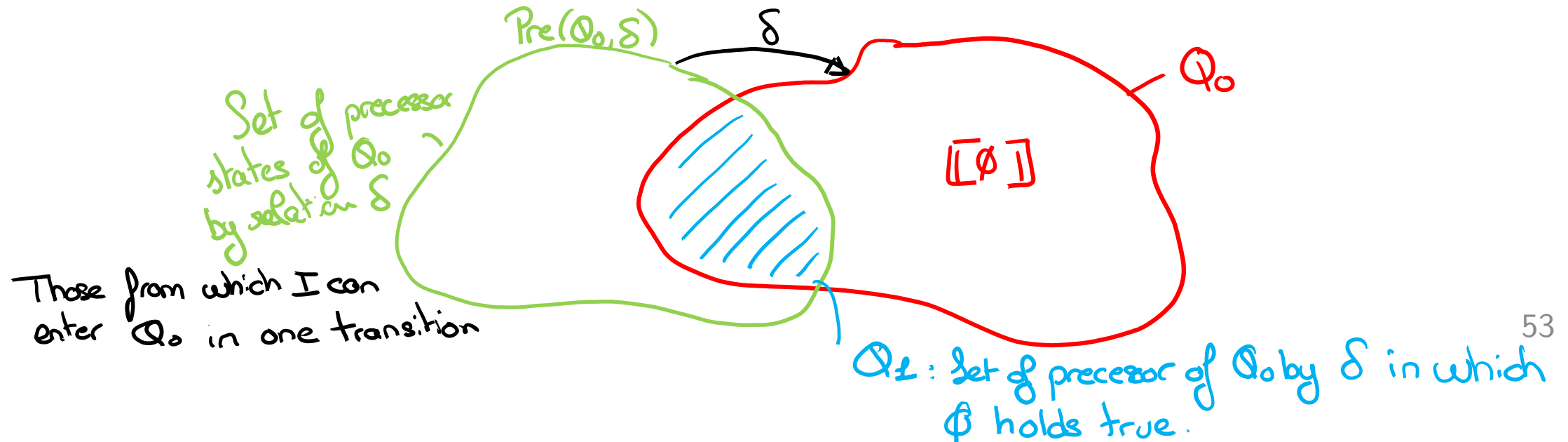
As $q_0 \in \llbracket \text{EF } q_2 \rrbracket = \{q_0, q_1, q_2, q_3\}$, the CTL formula $\text{EF } q_2$ is true.

Computing CTL formula

- EG ϕ : The idea here is to start with the set of initial states for which the formula ϕ is true. Then we cut this set with the set of predecessor states. For the resulting set of states we do the same, ..., until we reach a fixed-point. The corresponding operations can be done using BDDs (as described before).

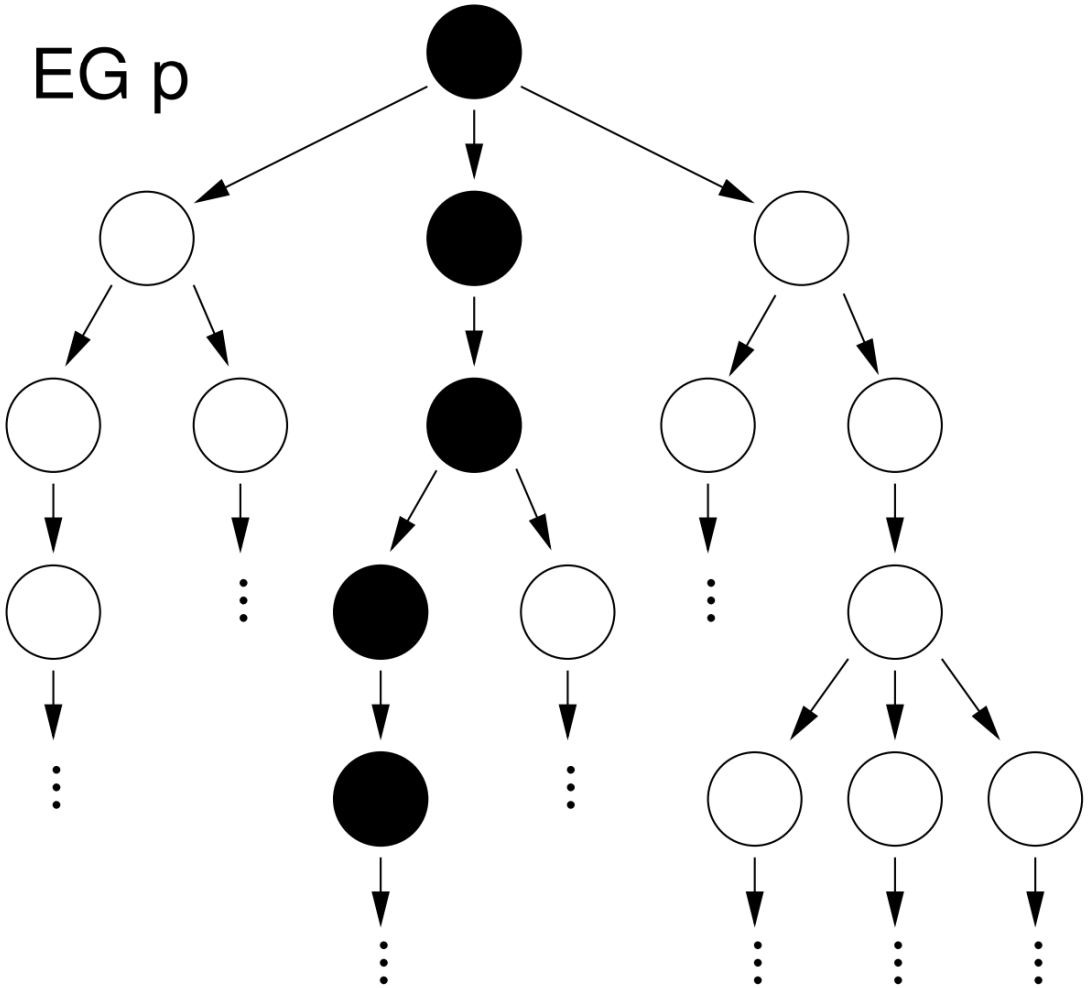
$$Q_0 = \llbracket \phi \rrbracket$$

$$Q_i = Q_{i-1} \cap \text{Pre}(Q_{i-1}, \delta) \quad \text{for all } i > 1 \text{ until a fixed-point is reached}$$



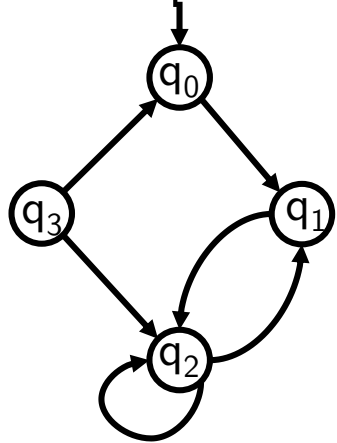
Computing CTL formula

EG p



Computing CTL formula

- Example for EG ϕ : Compute EG q_2



$$Q_0 = \llbracket q_2 \rrbracket = \{q_2\}$$

$$Q_1 = \{q_2\} \cap \text{Pre}(\{q_2\}, \delta) = \{q_2\}$$

$$\llbracket \text{EG} q_2 \rrbracket = Q_2 = \{q_2\}$$

$$\{q' \mid \exists q \text{ with } \psi_Q(q) \cdot \psi_\delta(q', q)\} = \{q_1, q_2, q_3\}$$

As $q_0 \notin \llbracket \text{EG} q_2 \rrbracket = \{q_2\}$, the CTL formula EG q_2 is not true.

Computing CTL formula

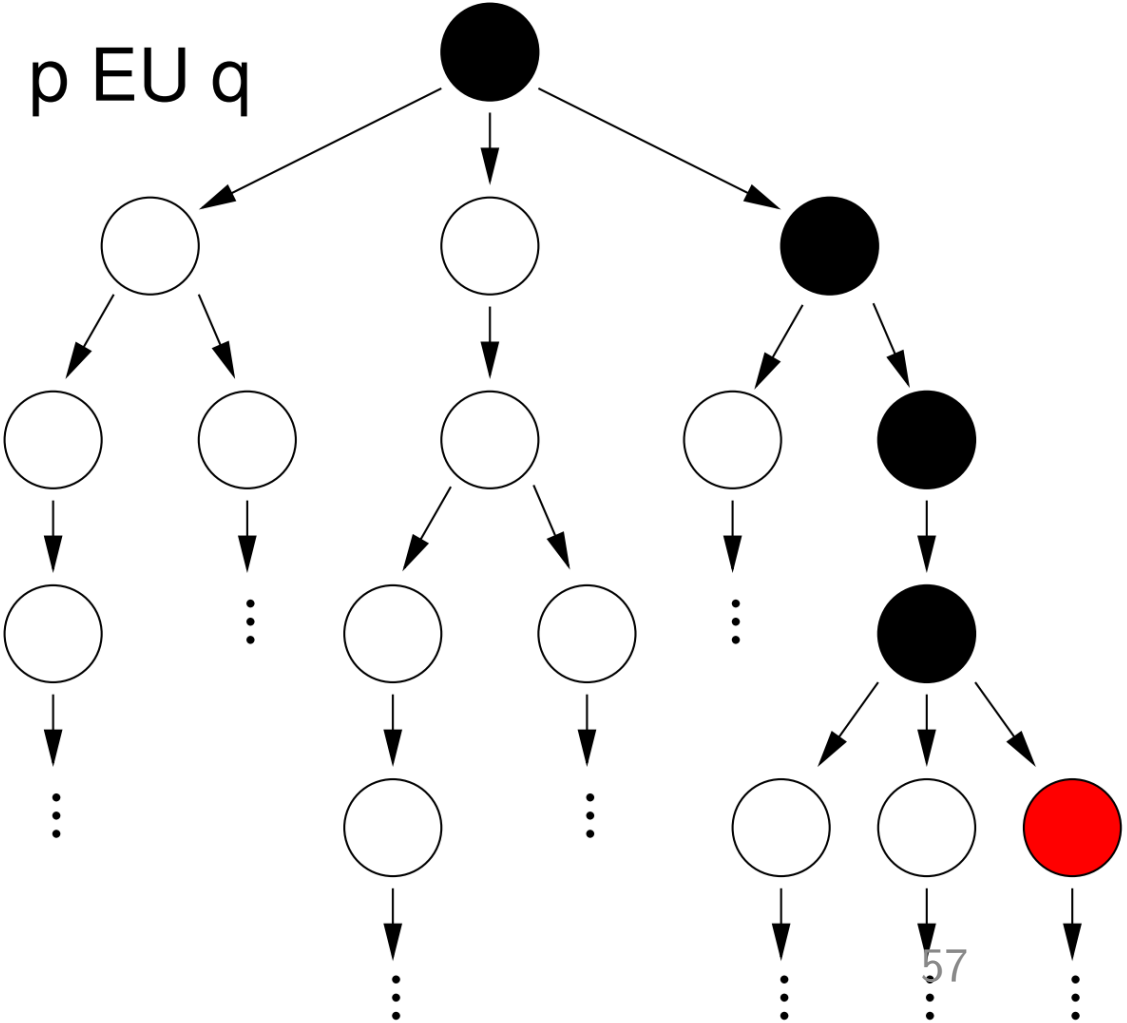
- $\phi_1 EU \phi_2$: The idea here is to start with the set of initial states for which the formula ϕ_2 is true. Then we add to this set the set of predecessor states for which the formula ϕ_1 is true. For the resulting set of states we do the same, ..., until we reach a fixed-point. The corresponding operations can be done using BDDs (as described before).

$$Q_0 = \llbracket \phi_2 \rrbracket$$

$$Q_i = Q_{i-1} \cup (\text{Pre}(Q_{i-1}, \delta) \cap \llbracket \phi_1 \rrbracket) \quad \text{for all } i > 1 \text{ until a fixed-point is reached}$$

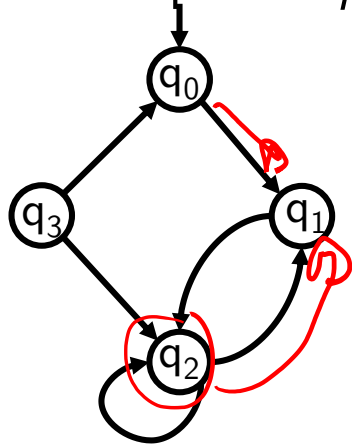
Like EF ϕ_2 , the only difference is that on our path backwards, we always make sure that also ϕ_1 holds.

Computing CTL formula



Computing CTL formula

- Example for $\phi_1 EU \phi_2$: Compute $q_0 EU q_1$ $\{q' \mid \exists q \text{ with } \psi_Q(q) \cdot \psi_\delta(q', q)\} = \{q_0, q_2\}$



$$Q_0 = \llbracket q_1 \rrbracket = \{q_1\}$$

$$Q_1 = \{q_1\} \cup (\text{Pre}(\{q_1\}, \delta) \cap \{q_0\}) = \{q_0, q_1\}$$

$$Q_2 = \{q_0, q_1\} \cup (\text{Pre}(\{q_0, q_1\}, \delta) \cap \{q_0\}) = \{q_0, q_1\}$$

$$\llbracket q_0 EU q_1 \rrbracket = Q_2 = \{q_0, q_1\}$$

$\{q_0, q_2, q_3\}$

As $q_0 \in \llbracket q_0 EU q_1 \rrbracket = \{q_0, q_1\}$, the CTL formula $q_0 EG q_1$ is true.

So... what is model-checking exactly?

Model-checking is an algorithm
which takes two inputs

- a DES model M
- a formula ϕ

Finite automato
Petri nets
Kripke machine

...

CTL, LTL, ...

It explores the state space of M such as to either

- prove that $M \models \phi$, or
- return a trace where the formula does not hold in M .

So... what is model-checking exactly?

Model-checking is an algorithm which takes two inputs

- a DES model M
- a formula ϕ

Finite automato
Petri nets
Kripke machine
...
CTL, LTL, ...

It explores the state space of M such as to either

- prove that $M \models \phi$, or
- return a trace where the formula does not hold in M .

— a counter-example

Extremely useful!

- Debugging the model
- Searching a specific execution sequence

Let's see how it works in practice...

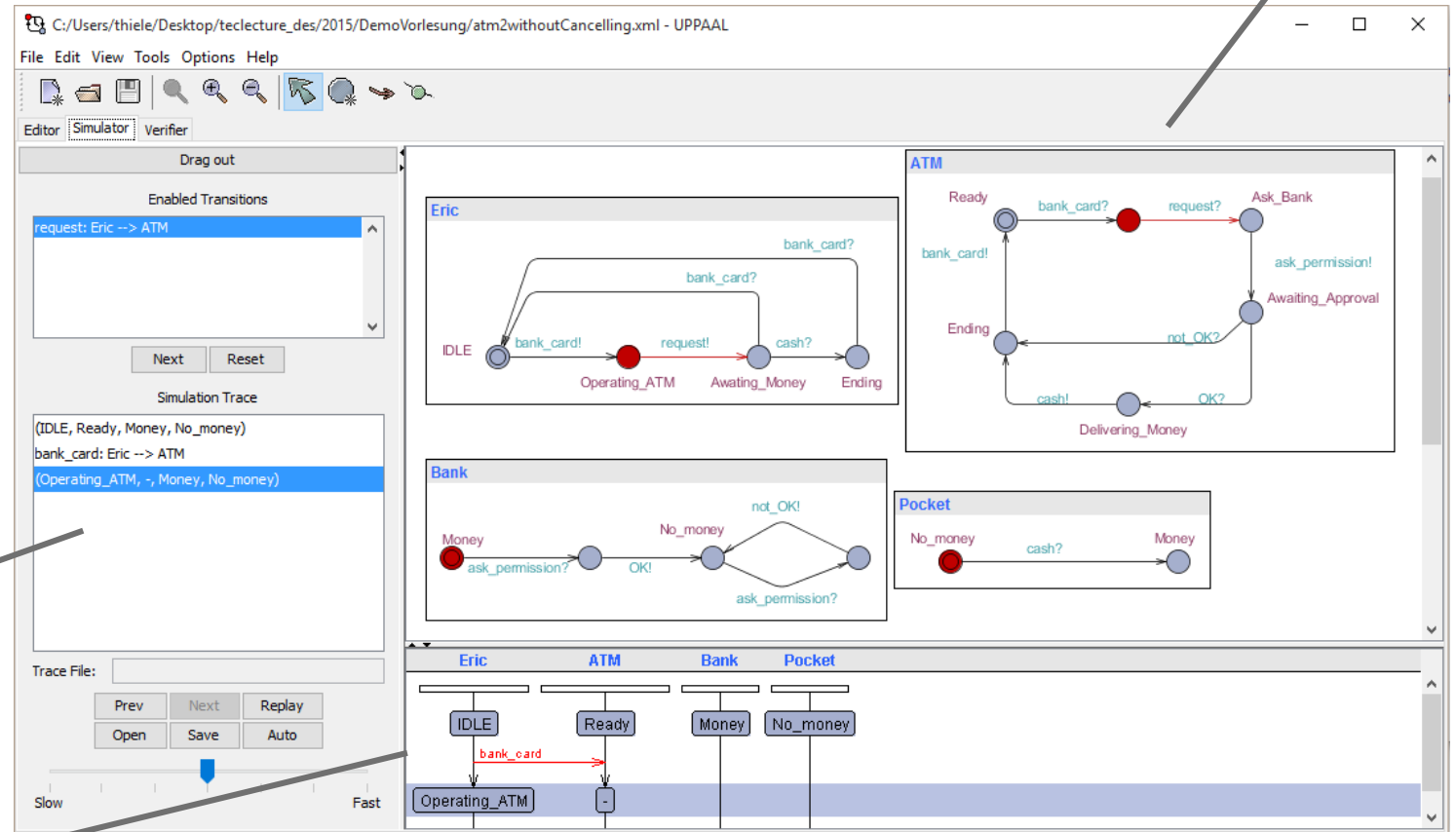
UPPAAL model-checker

- free for academia
- (much) more general than what we show here
- can verify the timed behavior of communicating finite automata

Example

Modeling and verification of a simple protocol for ATM-Money-Withdrawal

communicating finite automata

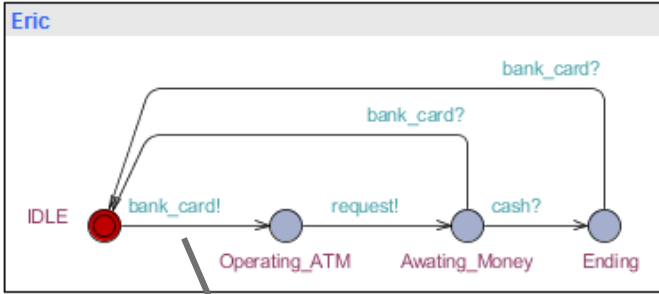


simulation trace

sequence diagram

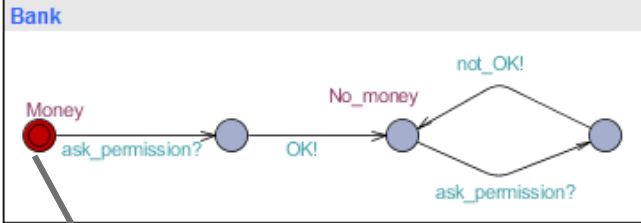
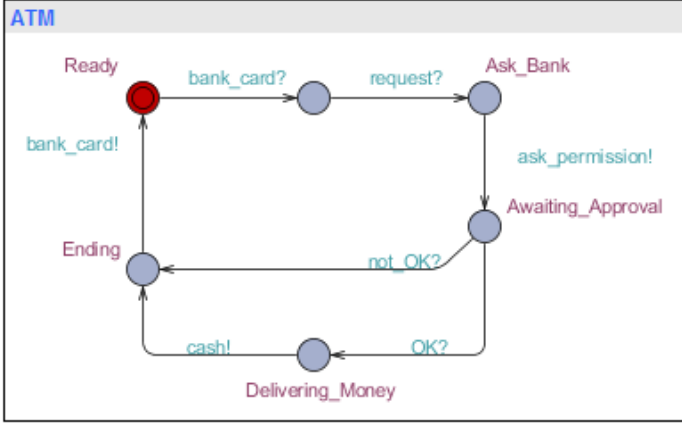
Step 1. ATM without Cancel

communicating finite automata



send event "bank_card"

AG



initial state



enabled by event "cash"

EF

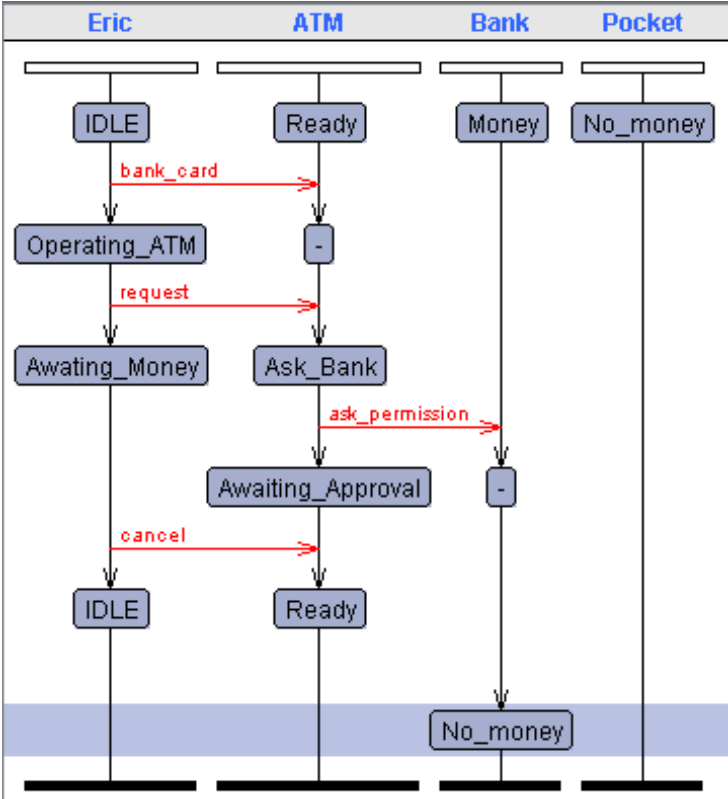
```

A[] Eric.IDLE imply (Bank.Money imply Pocket.No_money)
E<> Pocket.Money
A[] Eric.IDLE imply (Bank.No_money imply Pocket.Money)
    
```


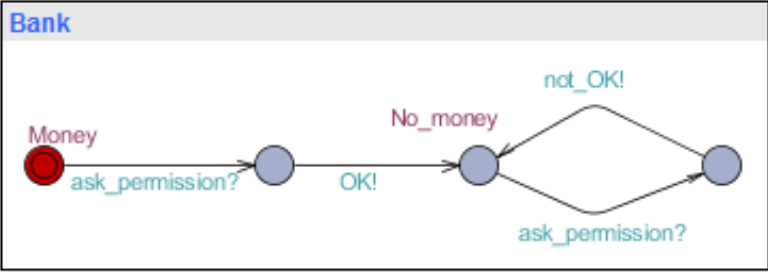
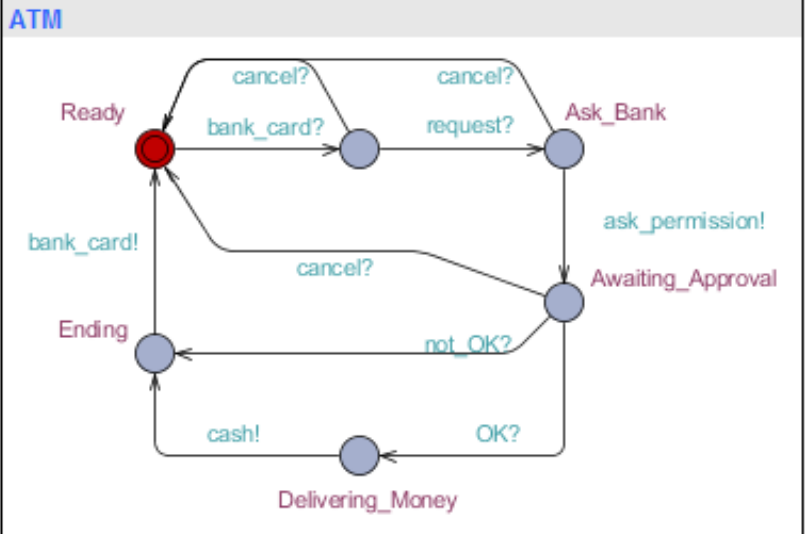
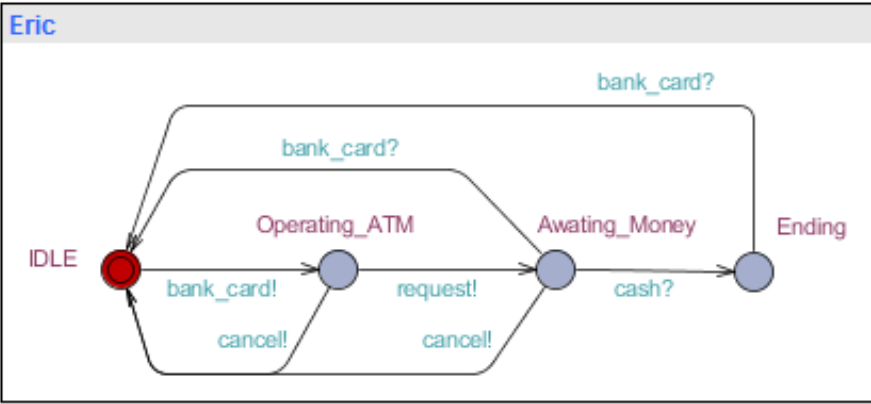
Step 2. ATM with Cancel

```

A[] Eric.IDLE imply (Bank.Money imply Pocket.No_money)
E<> Pocket.Money
A[] Eric.IDLE imply (Bank.No_money imply Pocket.Money)
    
```



counter example



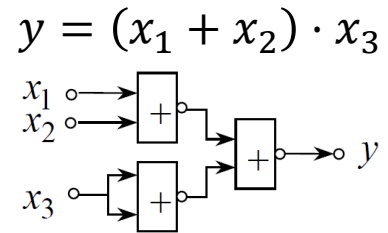
Your turn to practice!

after the break

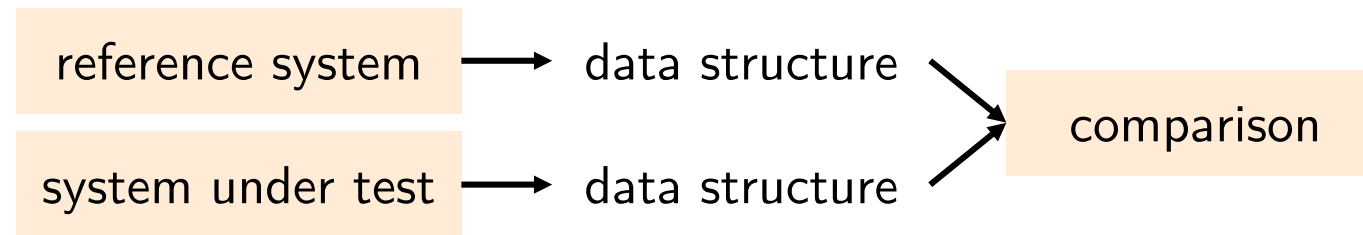
1. Familiarise yourself with CTL logic and how to compute sets of states satisfying a given formula
2. Convert a concrete problem into a state reachability question
(adapted from state-of-the-art research!)

Conclusion and perspectives

Example

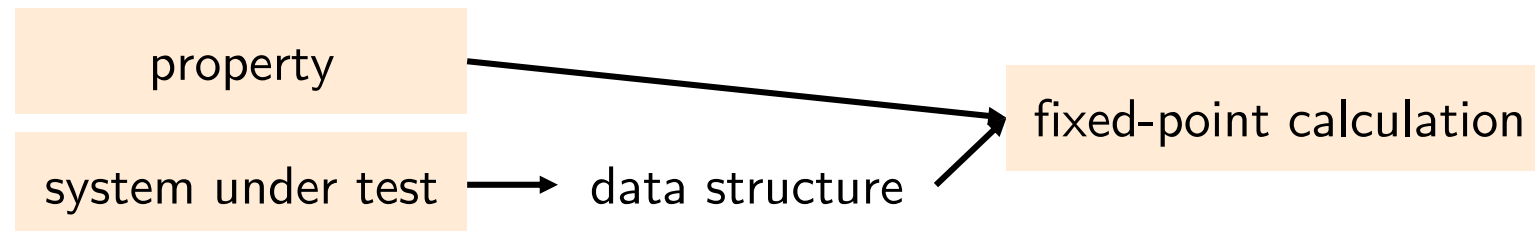


Comparison of specification and implementation



Proving properties

“The device can always be switched off.”



Conclusion and perspectives

Next week(s)

Petri Nets

- asynchronous DES model
- tailored model concurrent distributed systems
- capture an infinite state space with a finite model

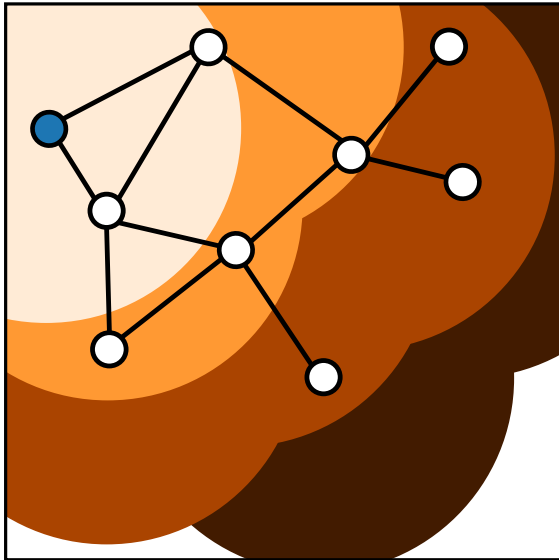
———— a computer
a network

How they work?

How to use them for modeling systems?

How to **verify them**?

See you next week!
in Discrete Event Systems



Romain Jacob

www.romainjacob.net

ETH Zurich (D-ITET)

December 2, 2021

Most materials from Lothar Thiele

