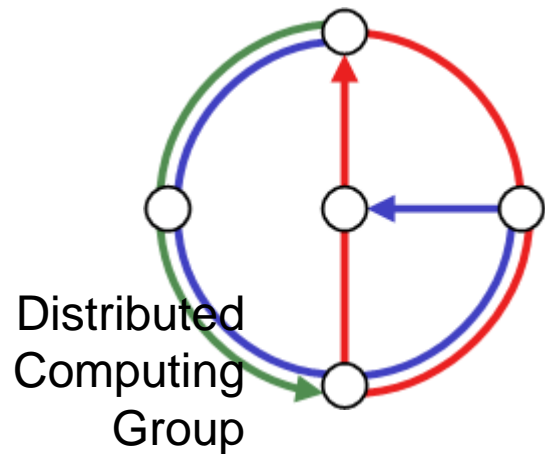


Chapter 10

CLUSTERING



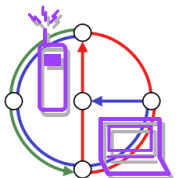
Mobile Computing
Winter 2005 / 2006

Overview



- Motivation
- Dominating Set
- Connected Dominating Set

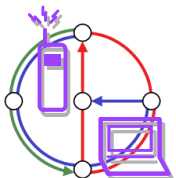
- General Algorithms:
 - The “Greedy” Algorithm
 - The “Tree Growing” Algorithm
 - The “Marking” Algorithm
 - The “k-Local” Algorithm
- Algorithms for Special Models:
 - Unit Ball Graphs: The “Largest ID” Algorithm
 - Independence-Bounded Graphs: The “MIS” Algorithm
 - Unstructured Radio Network Model



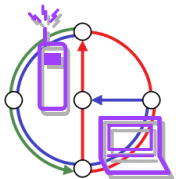
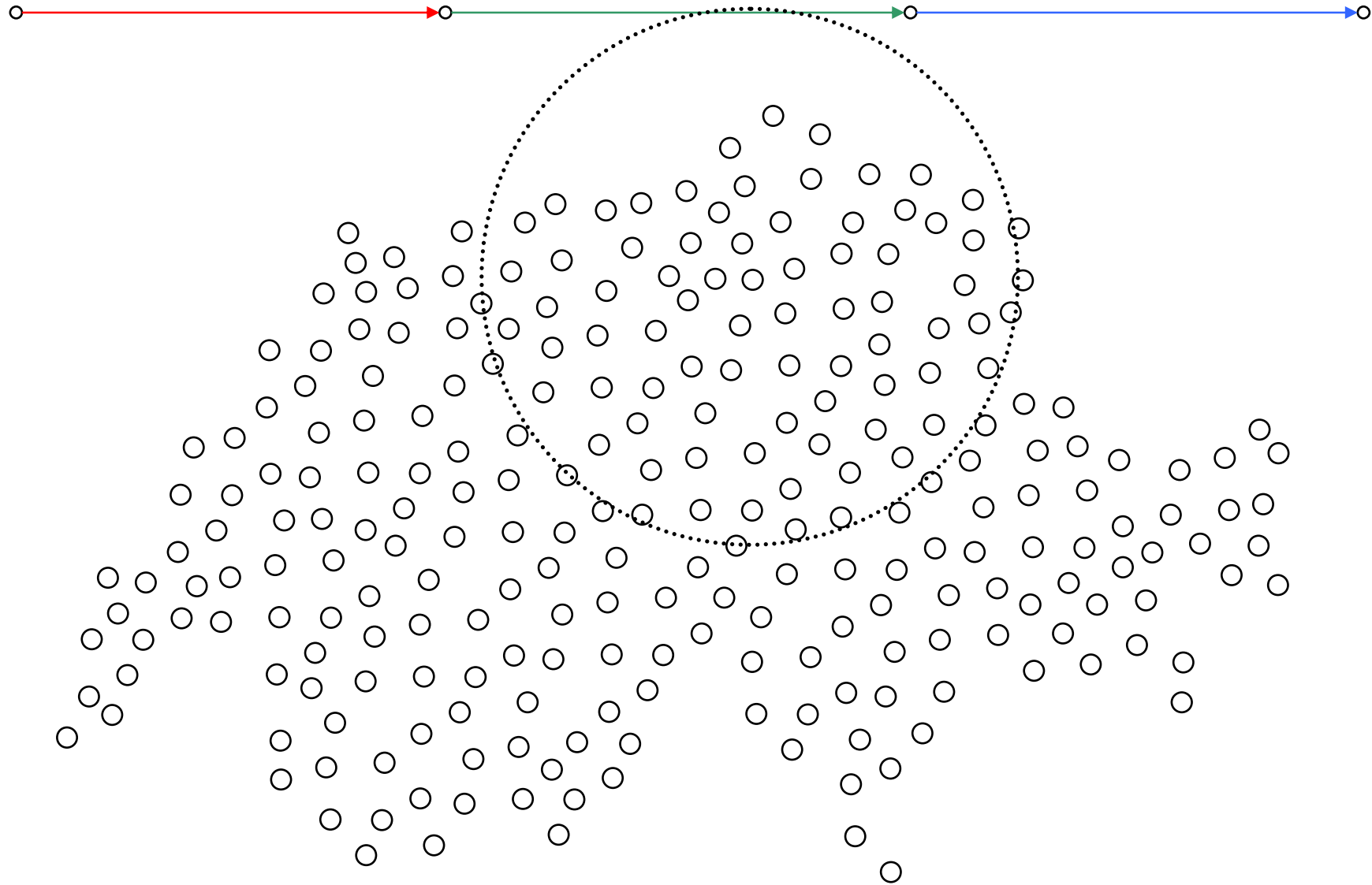
Discussion



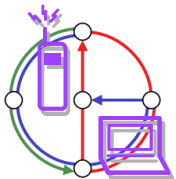
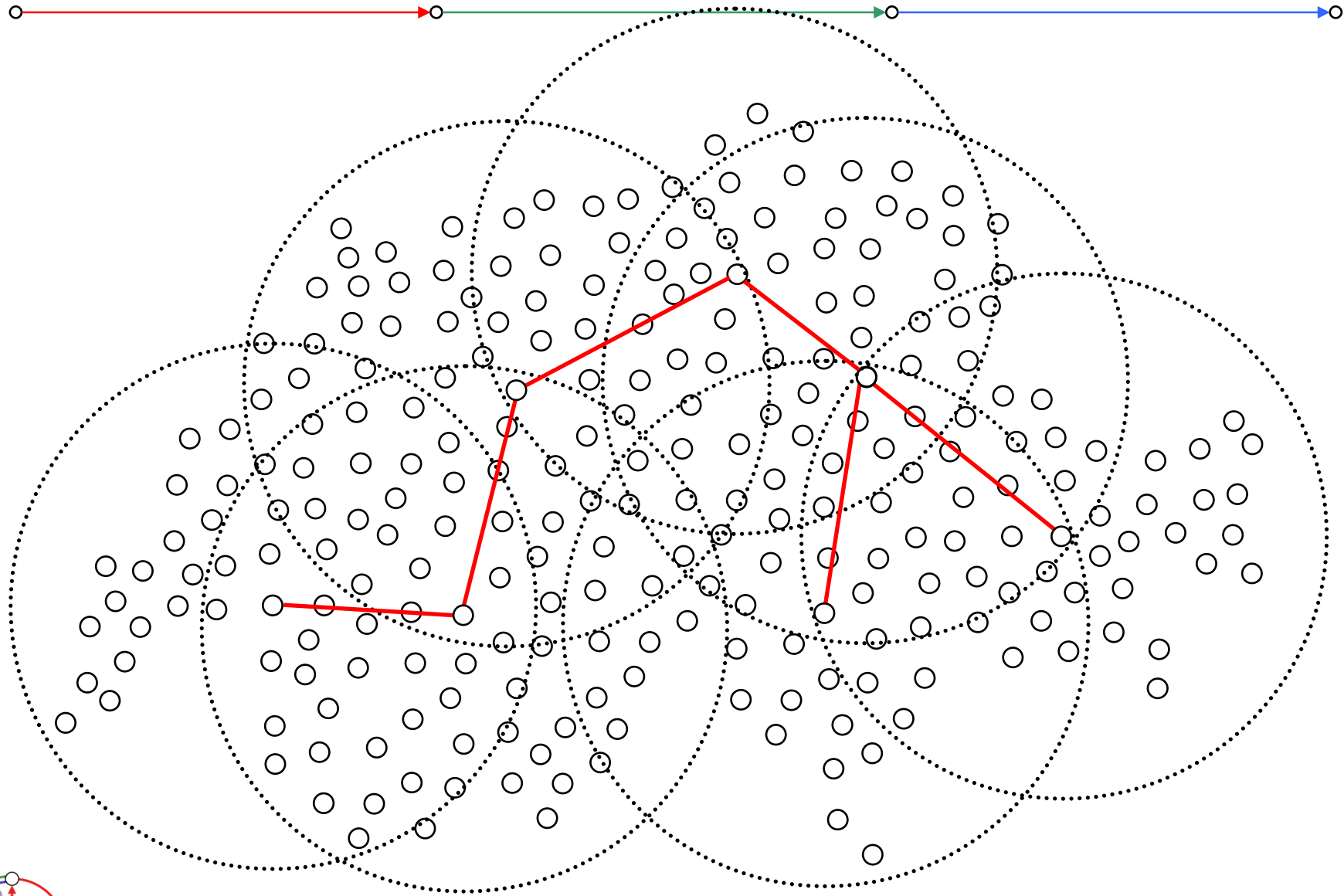
- We have seen: **10 Tricks** \rightarrow 2^{10} routing algorithms
- In reality there are almost that many!
- Q: How good are these routing algorithms?!? **Any hard results?**
- A: Almost none! Method-of-choice is simulation...
- Perkins: “if you simulate three times, you get three different results”
- **Flooding** is key component of (many) proposed algorithms, including most prominent ones (AODV, DSR)
- At least flooding should be efficient



Finding a Destination by Flooding



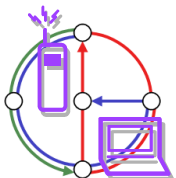
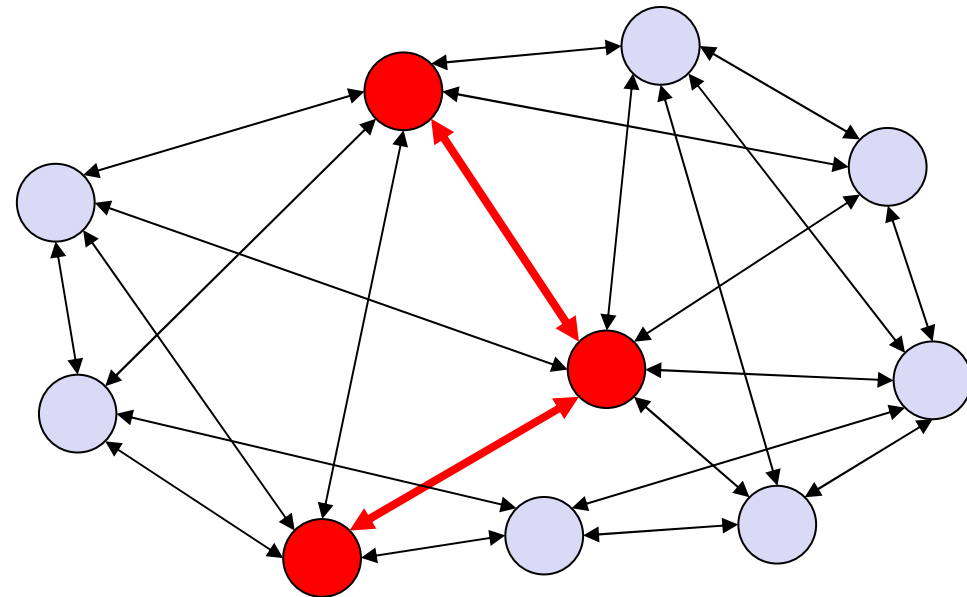
Finding a Destination *Efficiently*



Backbone



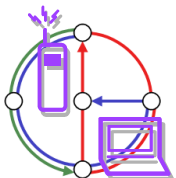
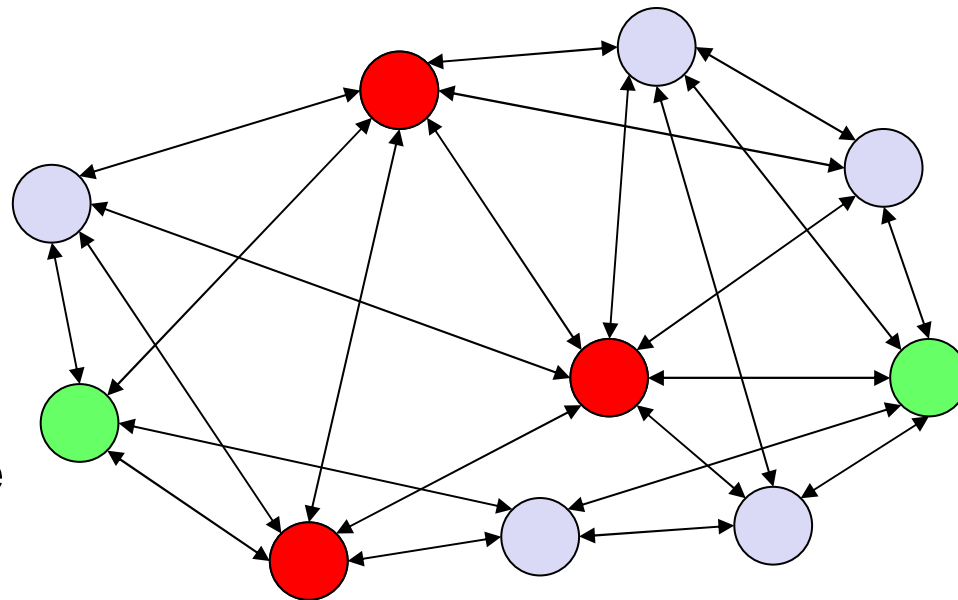
- Idea: Some nodes become backbone nodes (gateways). Each node can access and be accessed by at least one backbone node.
- Routing:
 1. If source is not a gateway, transmit message to gateway
 2. Gateway acts as proxy source and routes message on backbone to gateway of destination.
 3. Transmission gateway to destination.



(Connected) Dominating Set



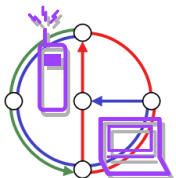
- A **Dominating Set DS** is a subset of nodes such that each node is either in DS or has a neighbor in DS.
- A **Connected Dominating Set CDS** is a connected DS, that is, there is a path between any two nodes in CDS that does not use nodes that are not in CDS.
- A CDS is a good choice for a backbone.
- It might be favorable to have few nodes in the CDS. This is known as the **Minimum CDS problem**



Formal Problem Definition: M(C)DS



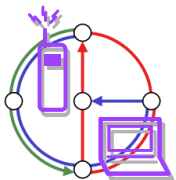
- **Input:** We are given an (arbitrary) undirected graph.
- **Output:** Find a Minimum (Connected) Dominating Set, that is, a (C)DS with a minimum number of nodes.
- Problems
 - M(C)DS is **NP-hard**
 - Find a (C)DS that is “close” to minimum (**approximation**)
 - The solution must be **local** (global solutions are impractical for mobile ad-hoc network) – topology of graph “far away” should not influence decision who belongs to (C)DS



Greedy Algorithm for Dominating Sets



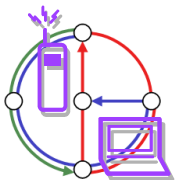
- Idea: Greedy choose “good” nodes into the dominating set.
- Black nodes are in the DS
- Grey nodes are neighbors of nodes in the DS
- White nodes are not yet dominated, initially all nodes are white.
- Algorithm: Greedily choose a node that colors most white nodes.
- One can show that this gives a $\log \Delta$ approximation, if Δ is the maximum node degree of the graph. (The proof is similar to the “Tree Growing” proof on 6/13ff.)
- One can also show that there is no polynomial algorithm with better performance unless $P \approx NP$.



CDS: The “too simple tree growing” algorithm



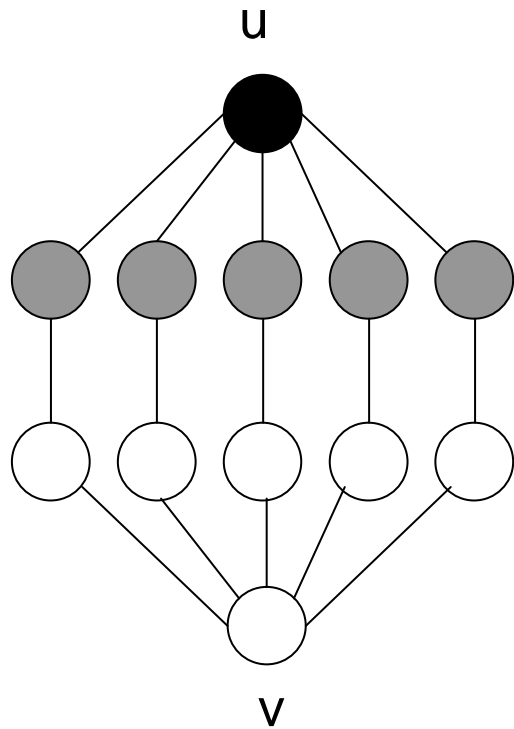
- Idea: start with the root, and then greedily choose a neighbor of the tree that dominates as many as possible new nodes
- Black nodes are in the CDS
- Grey nodes are neighbors of nodes in the CDS
- White nodes are not yet dominated, initially all nodes are white.
- Start: Choose a node with maximum degree, and make it the root of the CDS, that is, color it black (and its white neighbors grey).
- Step: Choose a grey node with a maximum number of white neighbors and color it black (and its white neighbors grey).



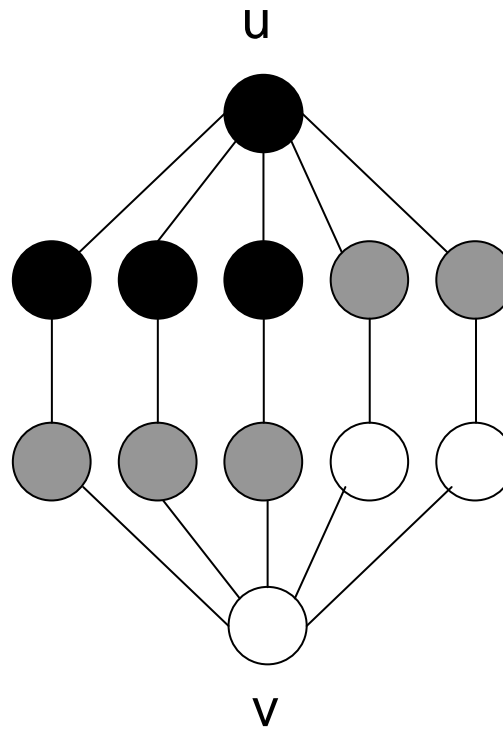
Example of the “too simple tree growing” algorithm



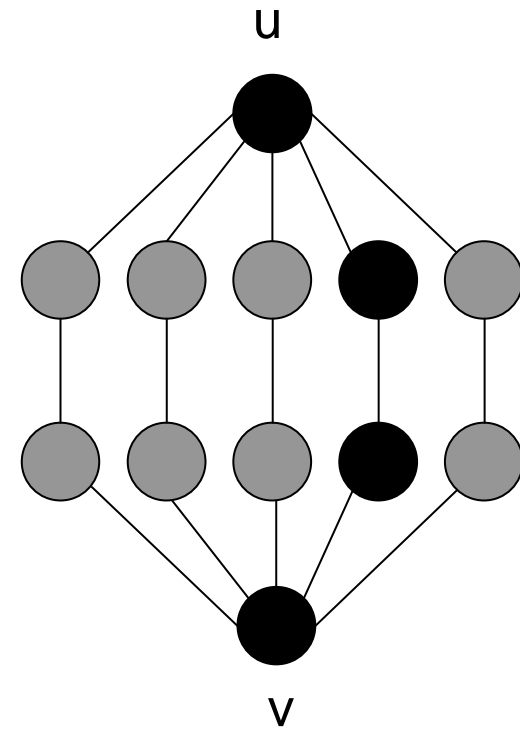
Graph with $2n+2$ nodes; tree growing: $|CDS|=n+2$; Minimum $|CDS|=4$



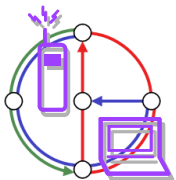
tree growing: start



...



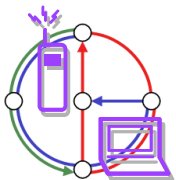
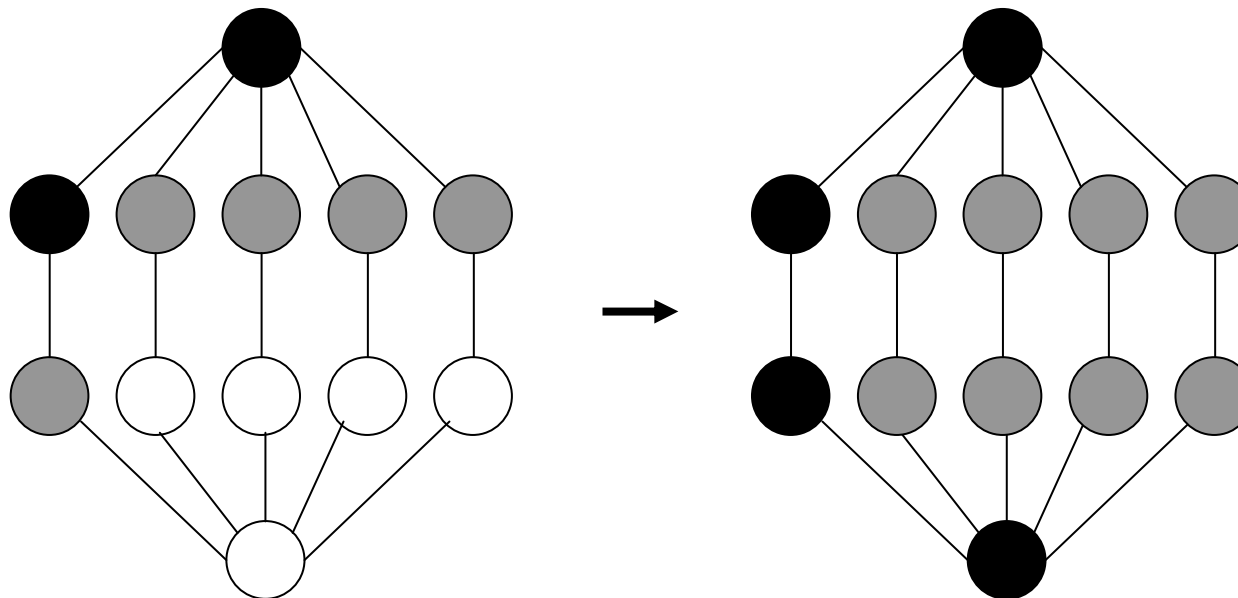
Minimum CDS



Tree Growing Algorithm



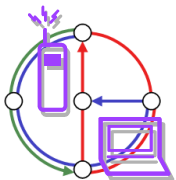
- Idea: Don't scan one but two nodes!
- Alternative step: Choose a grey node and its white neighbor node with a maximum sum of white neighbors and color both black (and their white neighbors grey).



Analysis of the tree growing algorithm



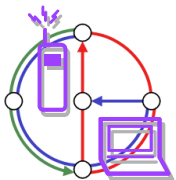
- Theorem: The tree growing algorithm finds a connected set of size $|CDS| \leq 2(1+H(\Delta)) \cdot |DS_{OPT}|$.
- DS_{OPT} is a (not connected) minimum dominating set
- Δ is the maximum node degree in the graph
- H is the harmonic function with $H(n) \approx \log(n)+0.7$
- In other words, the connected dominating set of the tree growing algorithm is at most a $O(\log(\Delta))$ factor worse than an optimum minimum dominating set (which is NP-hard to compute).
- With a lower bound argument (reduction to set cover) one can show that a better approximation factor is impossible, unless $P \approx NP$.



Proof Sketch



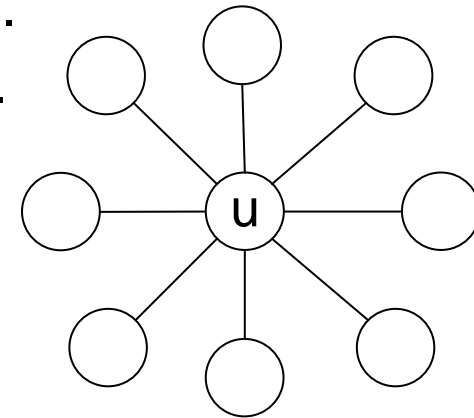
- The proof is done with amortized analysis.
- Let S_u be the set of nodes dominated by $u \in DS_{OPT}$, or u itself. If a node is dominated by more than one node, we put it in one of the sets.
- We charge the nodes in the graph for each node we color black. In particular we charge all the newly colored grey nodes. Since we color a node grey at most once, it is charged at most once.
- We show that the total charge on the vertices in an S_u is at most $2(1+H(\Delta))$, for any u .



Charge on S_u

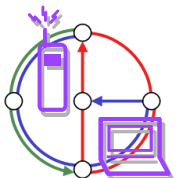


- Initially $|S_u| = u_0$.
- Whenever we color some nodes of S_u , we call this a step.
- The number of white nodes in S_u after step i is u_i .
- After step k there are no more white nodes in S_u .



- In the first step $u_0 - u_1$ nodes are colored (grey or black). Each vertex gets a charge of at most $2/(u_0 - u_1)$.

- After the first step, node u becomes eligible to be colored (as part of a pair with one of the grey nodes in S_u). If u is not chosen in step i (with a potential to paint u_i nodes grey), then we have found a better (pair of) node. That is, the charge to any of the new grey nodes in step i in S_u is at most $2/u_i$.



Adding up the charges in S_u

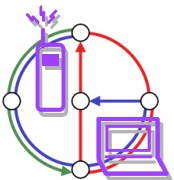


$$C \leq \frac{2}{u_0 - u_1}(u_0 - u_1) + \sum_{i=1}^{k-1} \frac{2}{u_i}(u_i - u_{i+1})$$

$$= 2 + 2 \sum_{i=1}^{k-1} \frac{u_i - u_{i+1}}{u_i}$$

$$\leq 2 + 2 \sum_{i=1}^{k-1} (H(u_i) - H(u_{i+1}))$$

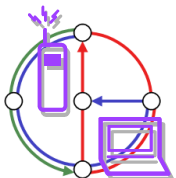
$$= 2 + 2(H(u_1) - H(u_k)) = 2(1 + H(u_1)) = 2(1 + H(\Delta))$$



Discussion of the tree growing algorithm



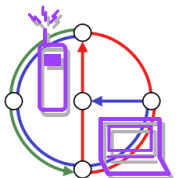
- We have an extremely simple algorithm that is asymptotically optimal unless $P \approx NP$. And even the constants are small.
- Are we happy?
- Not really. How do we implement this algorithm in a real mobile network? How do we figure out where the best grey/white pair of nodes is? How slow is this algorithm in a distributed setting?
- We need a fully distributed algorithm. Nodes should only consider local information.



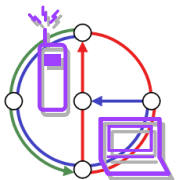
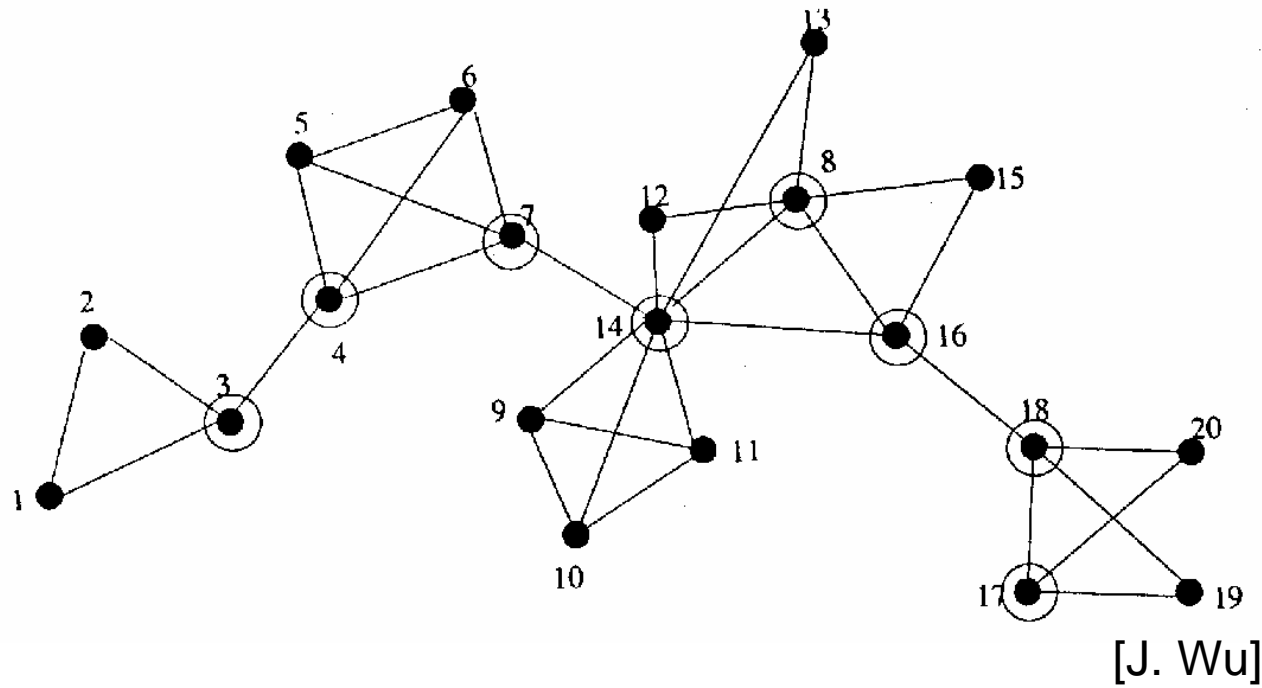
The Marking Algorithm



- Idea: The connected dominating set CDS consists of the nodes that have two neighbors that are not neighboring.
1. Each node u compiles the set of neighbors $N(u)$
 2. Each node u transmits $N(u)$, and receives $N(v)$ from all its neighbors
 3. If node u has two neighbors v, w and w is not in $N(v)$ (and since the graph is undirected v is not in $N(w)$), then u marks itself being in the set CDS.
- + Completely local; only exchange $N(u)$ with all neighbors
 - + Each node sends only 1 message, and receives at most Δ
 - + Messages have size $O(\Delta)$
 - Is the marking algorithm really producing a connected dominating set? How good is the set?



Example for the Marking Algorithm



Correctness of Marking Algorithm



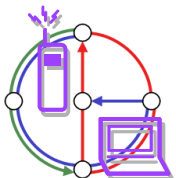
- We assume that the input graph G is connected but not complete.
- Note: If G was complete then constructing a CDS would not make sense. Note that in a complete graph, no node would be marked.
- We show:

The set of marked nodes CDS is

a) a dominating set

b) connected

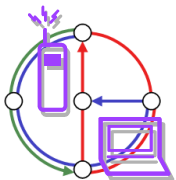
c) a shortest path in G between two nodes of the CDS is in CDS



Proof of a) dominating set



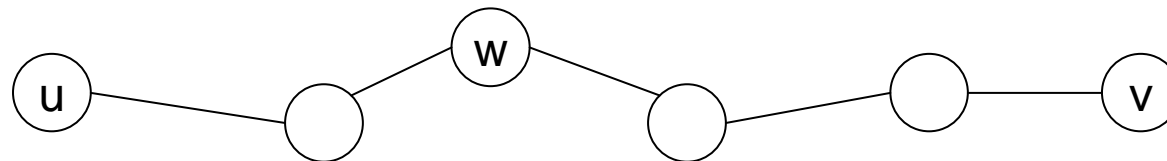
- Proof: Assume for the sake of contradiction that node u is a node that is not in the dominating set, and also not dominated. Since no neighbor of u is in the dominating set, the nodes $N^+(u) := u \cup N(u)$ form:
 - a complete graph
 - if there are two nodes in $N(u)$ that are not connected, u must be in the dominating set by definition
 - no node $v \in N(u)$ has a neighbor outside $N(u)$
 - or, also by definition, the node v is in the dominating set
- Since the graph G is connected it only consists of the complete graph $N^+(u)$. We precluded this in the assumptions, therefore we have a contradiction



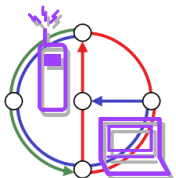
Proof of b) connected, c) shortest path in CDS



- Proof: Let p be any shortest path between the two nodes u and v , with $u, v \in \text{CDS}$.
- Assume for the sake of contradiction that there is a node w on this shortest path that is not in the connected dominating set.



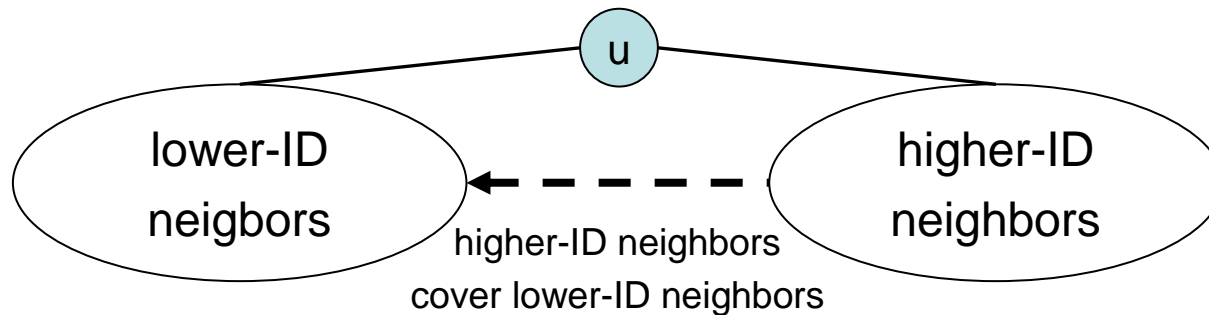
- Then the two neighbors of w must be connected, which gives us a shorter path. This is a contradiction.



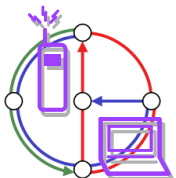
Correctness of Improved Marking Algorithm



- Theorem: Algorithm computes a CDS S
- Proof (by induction of node IDs):
 - assume that initially all nodes are in S
 - look at nodes u in increasing ID order and remove from S if higher-ID neighbors of u are connected
 - S remains a DS at all times: (assume that u is removed from S)



- S remains connected:
replace connection $v-u-v'$ by $v-n_1, \dots, n_k-v'$ (n_i : higher-ID neighbors of u)



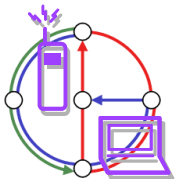
Quality of the (Improved) Marking Algorithm



- Given an Euclidean chain of n homogeneous nodes
- The transmission range of each node is such that it is connected to the k left and right neighbors, the id's of the nodes are ascending.



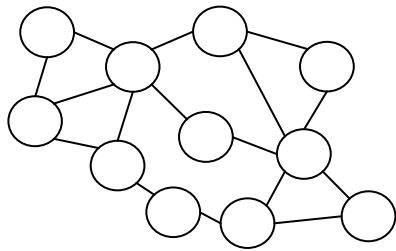
- An optimal algorithm (and also the tree growing algorithm) puts every k 'th node into the CDS. Thus $|\text{CDS}_{\text{OPT}}| \approx n/k$; with $k = n/c$ for some positive constant c we have $|\text{CDS}_{\text{OPT}}| = O(1)$.
- The marking algorithm (also the improved version) does mark all the nodes (except the k leftmost ones). Thus $|\text{CDS}_{\text{Marking}}| = n - k$; with $k = n/c$ we have $|\text{CDS}_{\text{Marking}}| = \Omega(n)$.
- The worst-case quality of the marking algorithm is worst-case! 😊



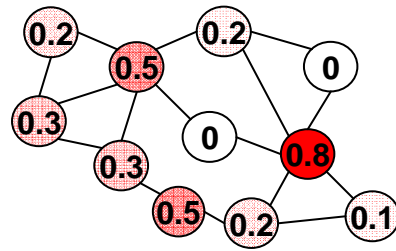
Algorithm Overview



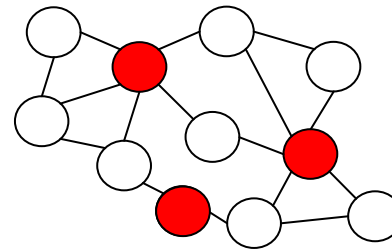
Input:
Local Graph



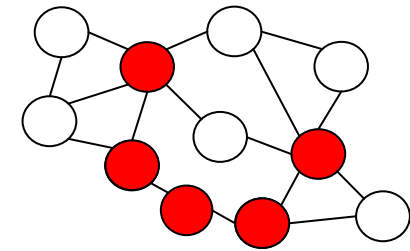
Fractional
Dominating Set



Dominating
Set



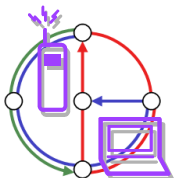
Connected
Dominating Set



Phase A:
Distributed
linear program
rel. high degree
gives high value

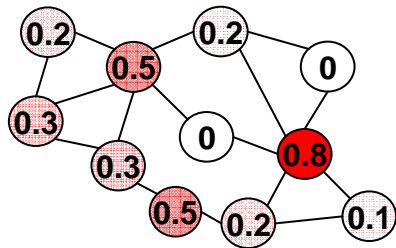
Phase B:
Probabilistic
algorithm

Phase C:
Connect DS
by “tree” of
“bridges”



Phase A is a Distributed Linear Program

- Nodes $1, \dots, n$: Each node u has variable x_u with $x_u \geq 0$
- Sum of x -values in each neighborhood at least 1 (**local**)
- Minimize sum of all x -values (**global**)



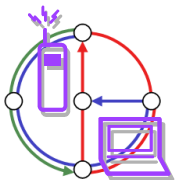
$$0.5 + 0.3 + 0.3 + 0.2 + 0.2 + 0 = 1.5 \geq 1$$

Linear Program

$$\begin{aligned} \min & \quad \sum_{i=1}^n x_i \\ \text{subject to} & \quad N \cdot \underline{x} \geq \underline{1} \\ & \quad \underline{x} \geq \underline{0} \end{aligned}$$

Adjacency matrix
with 1's in diagonal

- Linear Programs can be solved optimally in polynomial time
- But **not in a distributed fashion!** That's what we need here...



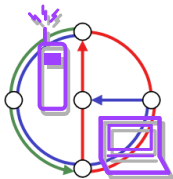
Phase A Algorithm



<p>LP Approximation Algorithm for Primal Node $v_i^{(p)}$:</p> <ol style="list-style-type: none"> 1: $x_i := 0$; 2: for $e_p := k_p - 2$ to $-f - 1$ by -1 do 3: for 1 to h do 4: $(* \gamma_i := \frac{c_{\max}}{c_i} \sum_j a_{ji} r_j *)$ 5: for $e_d := k_d - 1$ to 0 by -1 do 6: $\tilde{\gamma}_i := \frac{c_{\max}}{c_i} \sum_j a_{ji} \tilde{r}_j$; 7: if $\tilde{\gamma}_i \geq 1/\Gamma_p^{e_p/k_p}$ then 8: $x_i^+ := 1/\Gamma_d^{e_d/k_d}$; $x_i := x_i + x_i^+$; 9: fi; 10: send x_i^+, $\tilde{\gamma}_i$ to dual neighbors; 11: 12: 13: 14: 15: receive \tilde{r}_j from dual neighbors 16: od; 17: 18: receive r_j from dual neighbors 19: od 20: od; 21: $x_i := x_i / \min_{j \in N_i^{(p)}} \sum_{\ell} a_{j\ell} x_{\ell}$ 	<p>LP Approximation Algorithm for Dual Node $v_i^{(d)}$:</p> <ol style="list-style-type: none"> 1: $y_i := y_i^+ := w_i := f_i := 0$; $r_i := 1$; 2: for $e_p := k_p - 2$ to $-f - 1$ by -1 do 3: for 1 to h do 4: $\tilde{r}_i := r_i$; 5: for $e_d := k_d - 1$ to 0 by -1 do 6: 7: 8: 9: 10: receive x_j^+, $\tilde{\gamma}_j$ from 11: $y_i^+ := y_i^+ + \tilde{r}_i \sum_j$ 12: $w_i^+ := \sum_j a_{ij} x_j^+$; 13: $w_i := w_i + w_i^+$; f_i 14: if $w_i \geq 1$ then \tilde{r}_i : 15: send \tilde{r}_i to primal n 16: od; 17: increase_duals(); 18: send r_i to primal nei 19: od 20: od; 21: $y_i := y_i / \max_{j \in N_i^{(d)}} \frac{1}{c_j} \sum$
--	--

```

procedure increase_duals():
1: if  $w_i \geq 1$  then
2:   if  $f_i \geq f$  then
3:      $y_i := y_i + y_i^+$ ;  $y_i^+ := 0$ ;
4:      $r_i := 0$ ;  $w_i := 0$ 
5:   else if  $w_i \geq 2$  then
6:      $y_i := y_i + y_i^+$ ;  $y_i^+ := 0$ ;
7:      $r_i := r_i / \Gamma_p^{\lfloor w_i \rfloor / k_p}$ 
8:   else
9:      $\lambda := \max\{\Gamma_d^{1/k_d}, \Gamma_p^{1/k_p}\}$ ;
10:     $y_i := y_i + \min\{y_i^+, r_i \lambda / \Gamma_p^{e_p/k_p}\}$ ;
11:     $y_i^+ := y_i^+ - \min\{y_i^+, r_i \lambda / \Gamma_p^{e_p/k_p}\}$ ;
12:     $r_i := r_i / \Gamma_p^{1/k_p}$ 
13:  fi;
14:   $w_i := w_i - \lfloor w_i \rfloor$ 
15: fi
  
```



Result after Phase A



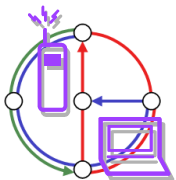
- **Distributed Approximation** for Linear Program
- Instead of the optimal values x_i^* at nodes, nodes have $x_i^{(\alpha)}$, with

$$\sum_{i=1}^n x_i^{(\alpha)} \leq \alpha \cdot \sum_{i=1}^n x_i^*$$

- The value of α depends on the number of rounds k (the locality)

$$\alpha \leq (\Delta + 1)^{c/\sqrt{k}}$$

- The analysis is rather intricate... ☺



Phase B Algorithm



Each node applies the following algorithm:

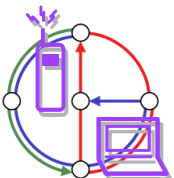
1. Calculate $\delta_i^{(2)}$ (= maximum degree of neighbors in distance 2)
2. **Become a dominator** (i.e. go to the dominating set) with probability

$$p_i := \min\{1, x_i^{(\alpha)} \cdot \ln(\delta_i^{(2)} + 1)\}$$

From phase A

Highest degree in distance 2

3. Send status (dominator or not) to all neighbors
4. If no neighbor is a dominator, **become a dominator** yourself



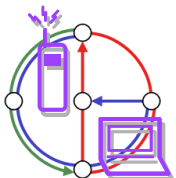
Result after Phase B



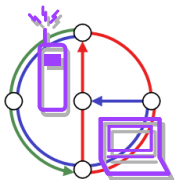
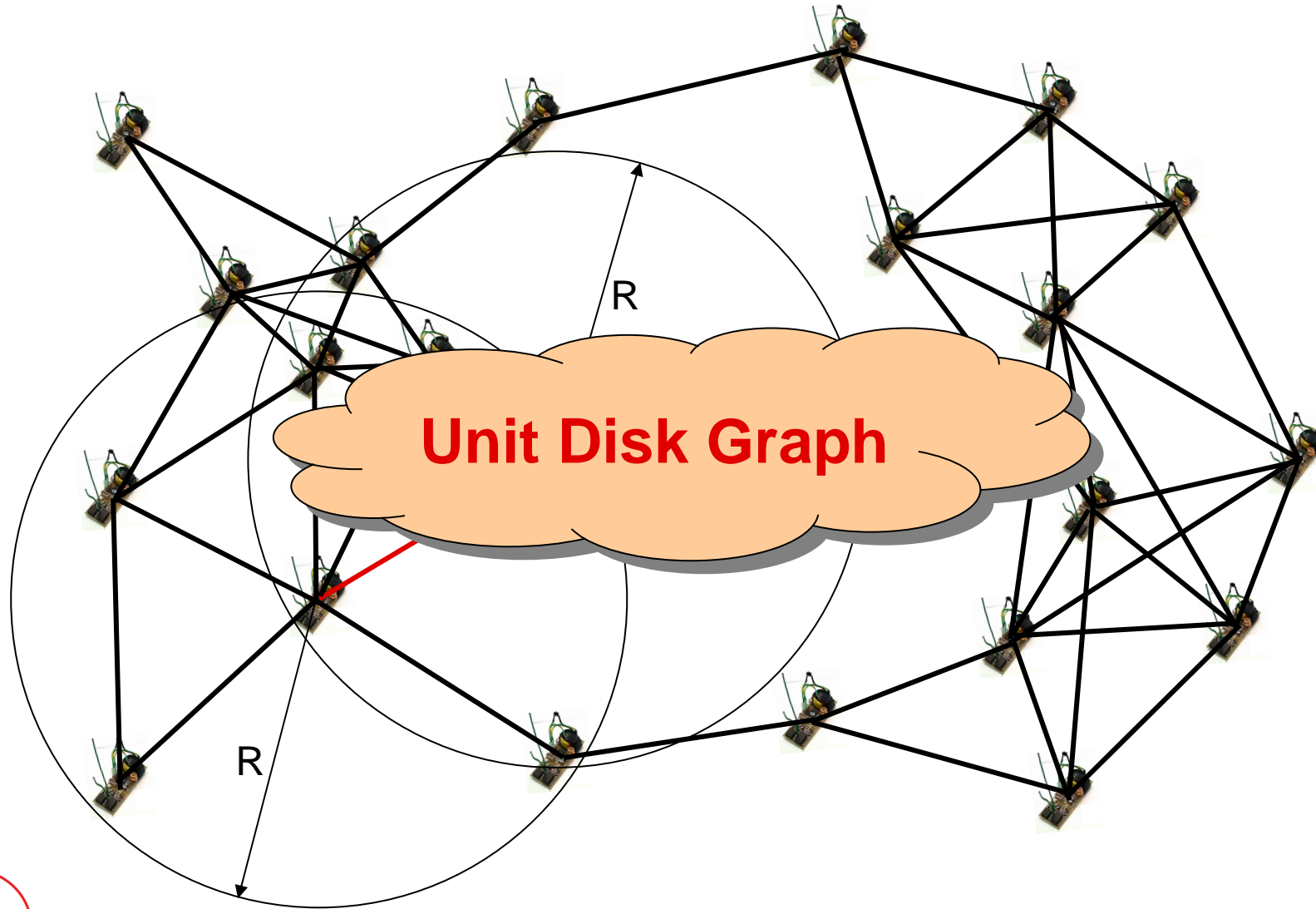
- Randomized rounding technique
- Expected number of nodes joining the dominating set in step 2 is bounded by $\alpha \log(\Delta+1) \cdot |DS_{OPT}|$.
- Expected number of nodes joining the dominating set in step 4 is bounded by $|DS_{OPT}|$.

Theorem: $E[|DS|] = O\left((\Delta + 1)^{c/\sqrt{k}} \log \Delta \cdot |DS_{OPT}|\right)$

- Phase C → essentially the same result for CDS



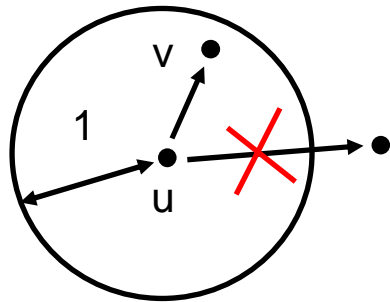
A better algorithm?



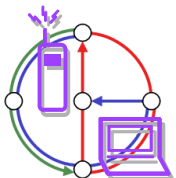
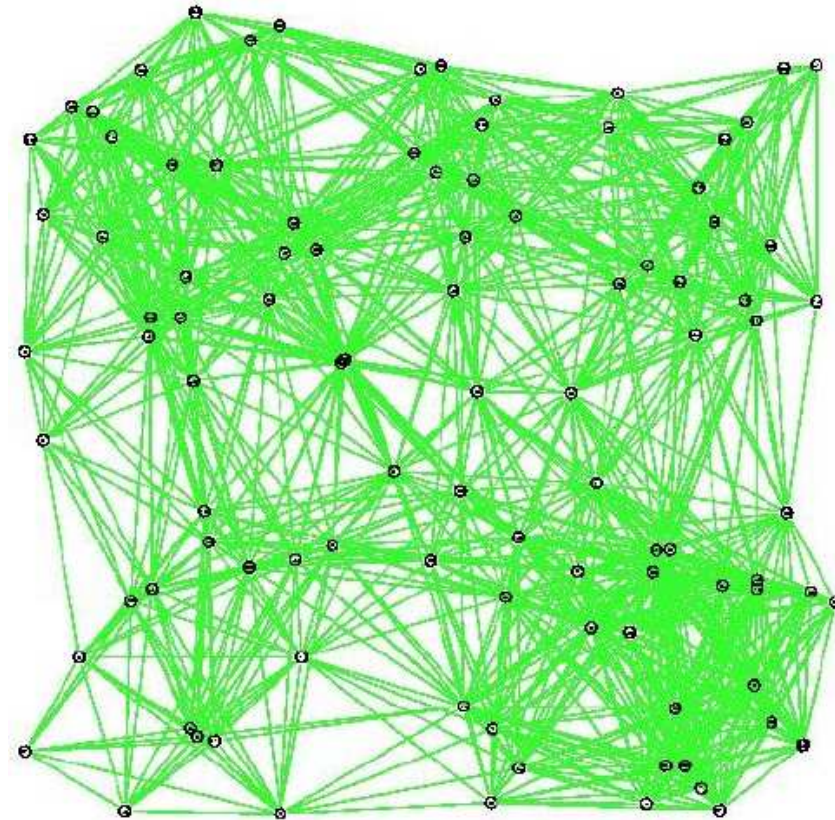
Better and faster algorithm



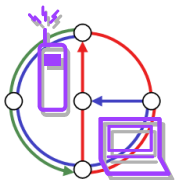
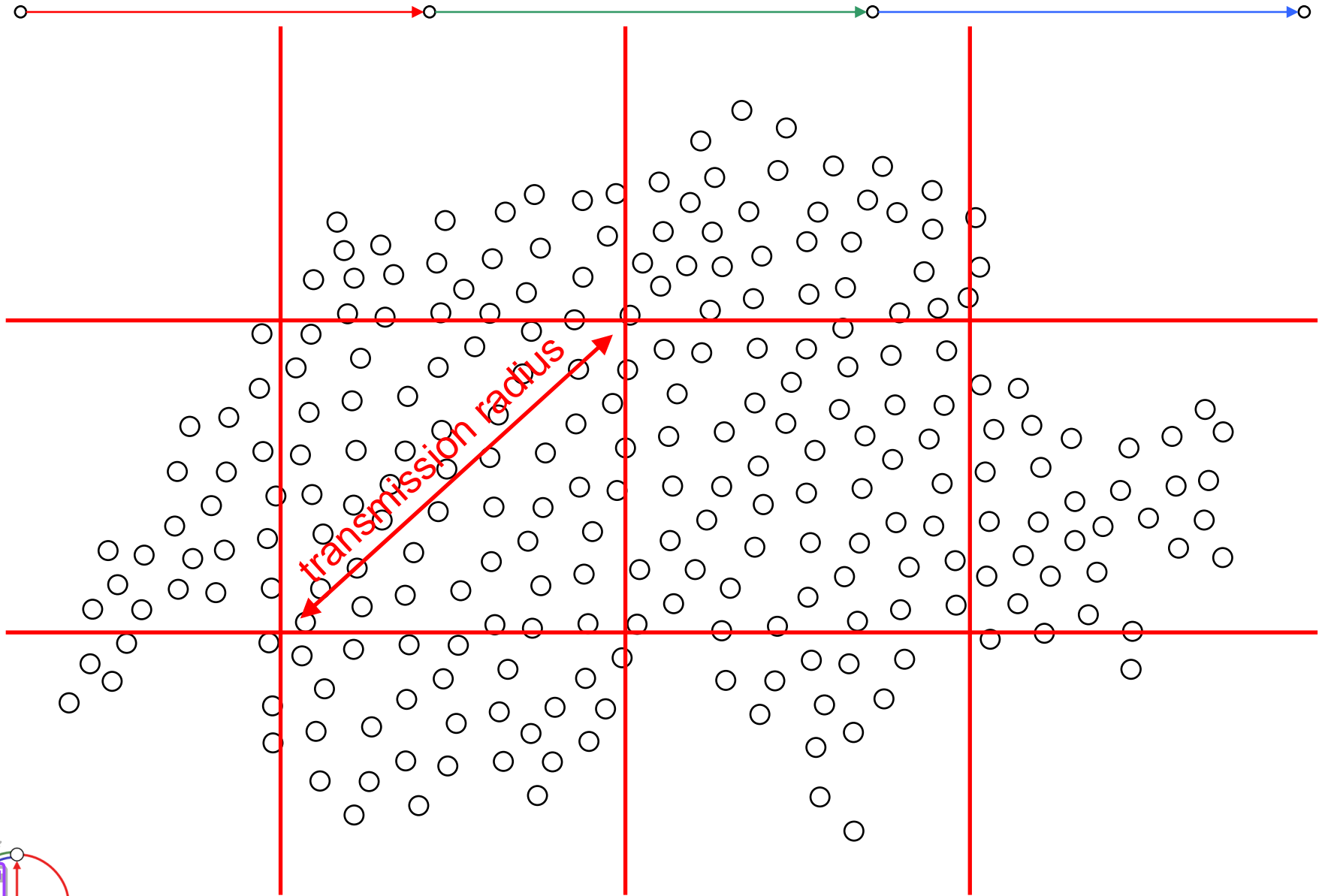
- Assume that graph is a **unit disk graph (UDG)**



- Assume that nodes know their **positions (GPS)**



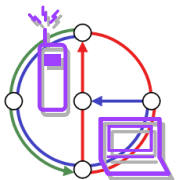
Then...



Grid Algorithm



1. Beacon your position
 2. If, in your virtual grid cell, you are the node closest to the center of the cell, then join the CDS, else do not join.
 3. That's it.
- 1 transmission per node, $O(1)$ approximation.
 - If you have mobility, then simply “loop” through algorithm, as fast as your application/mobility wants you to.



Comparison



k-local algorithm

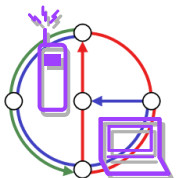
- Algorithm computes DS
- $k^2+O(1)$ transmissions/node
- $O(\Delta^{O(1)/k} \log \Delta)$ approximation
- General graph
- No position information

Grid algorithm

- Algorithm computes DS
- 1 transmission/node
- $O(1)$ approximation
- Unit disk graph (UDG)
- Position information (UDG)



The **model** determines the distributed **complexity** of clustering



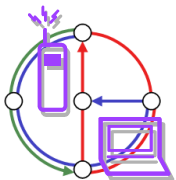
Let's talk about models...



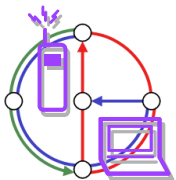
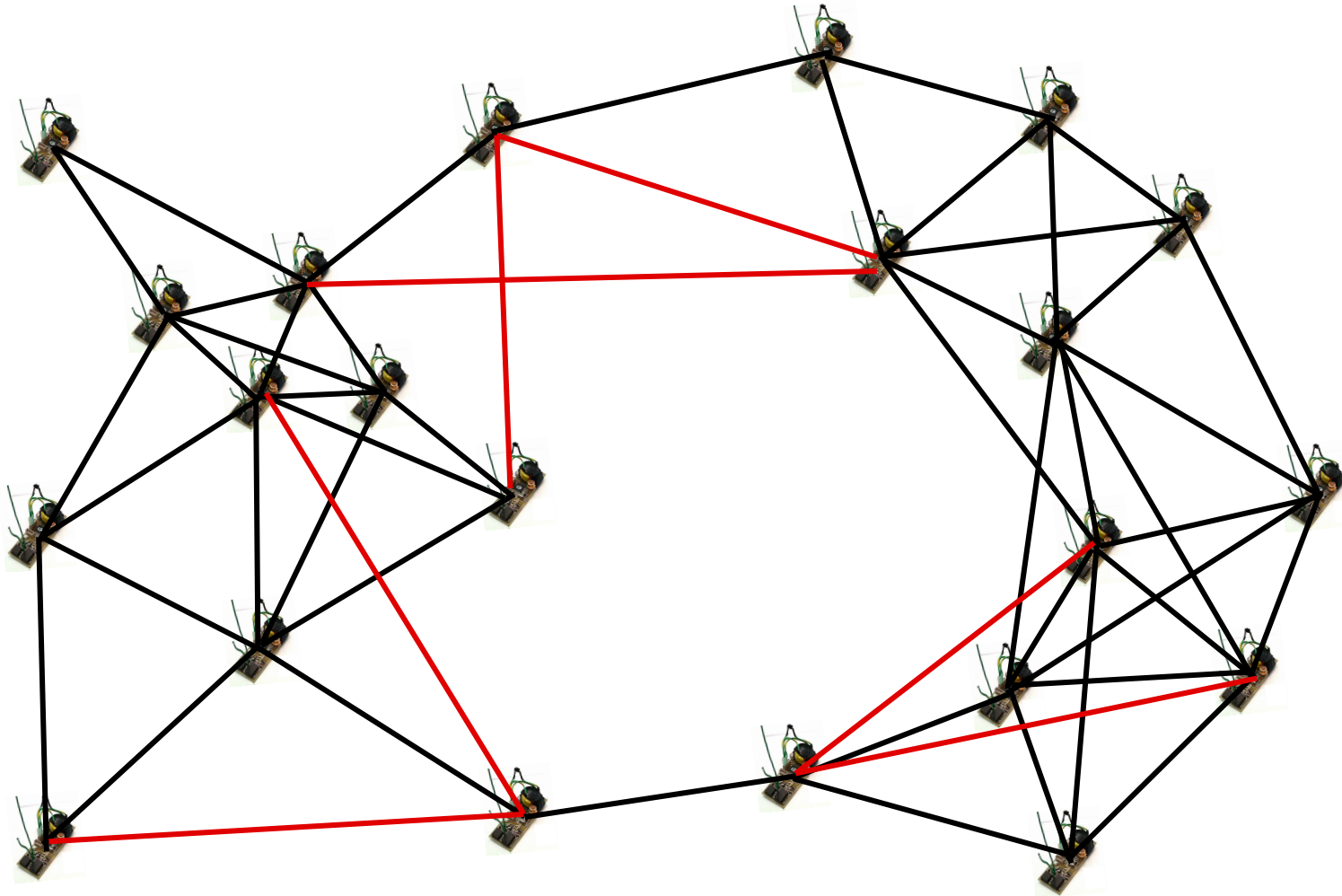
- General Graph
- Captures obstacles
- Captures directional radios
- Often **too pessimistic**
- UDG & GPS
- **UDG** is not realistic
- **GPS** not always available
 - Indoors
- 2D → **3D**?
- Often **too optimistic**



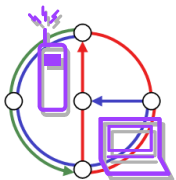
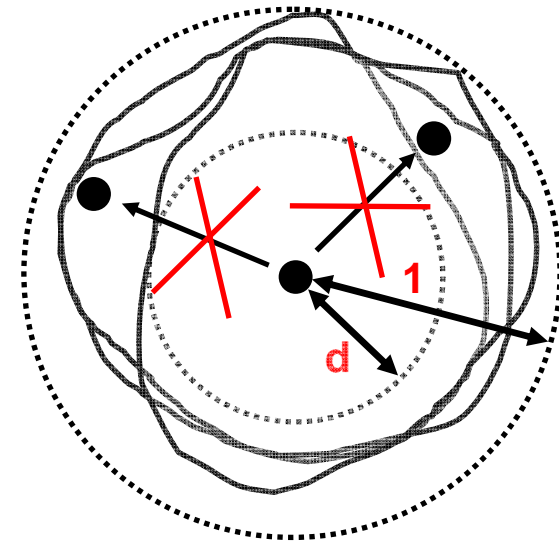
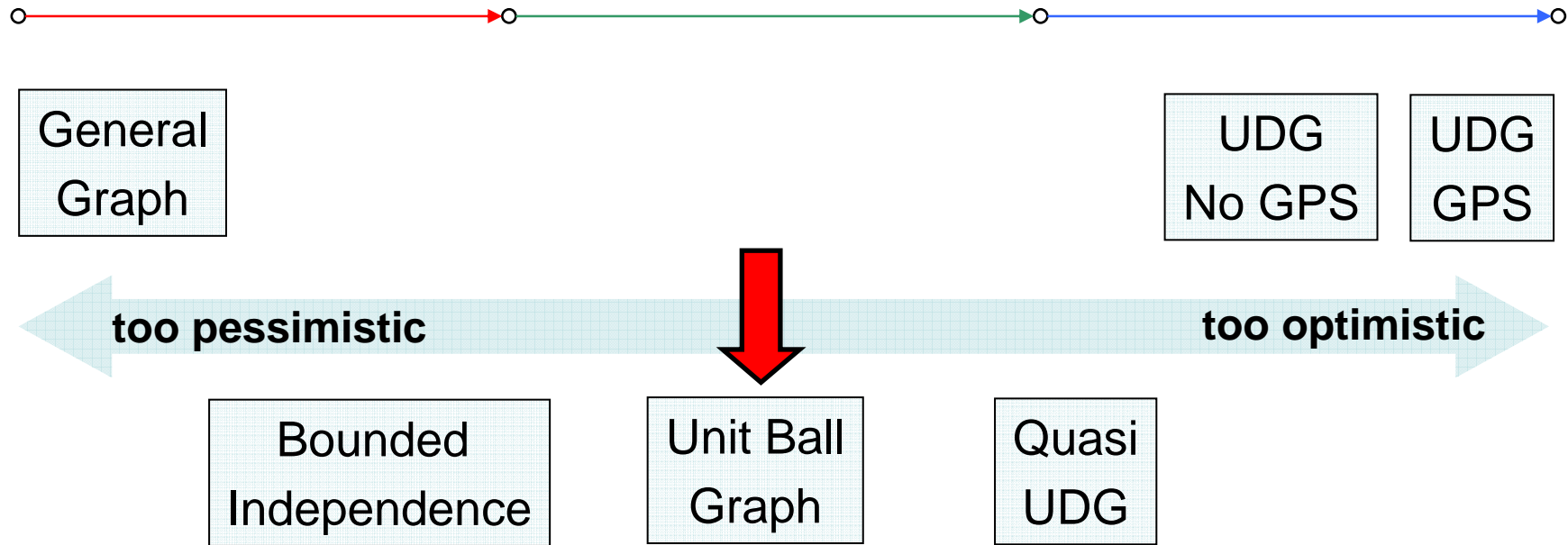
Let's look at models in between these extremes!



Real Networks



Models



Unit Ball Graphs



- \exists **metric** (V,d) describing **distances** between nodes $u,v \in V$

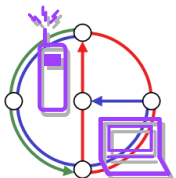

such that:

$d(u,v) \leq 1 : (u,v) \in E$
$d(u,v) > 1 : (u,v) \notin E$

Unit Ball Graph

- Assume that **doubling dimension** of metric is **constant**
- Doubling Dimension: $\log(\#balls \text{ of radius } r/2 \text{ to cover ball of radius } r)$

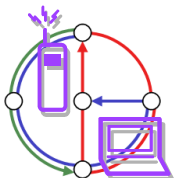
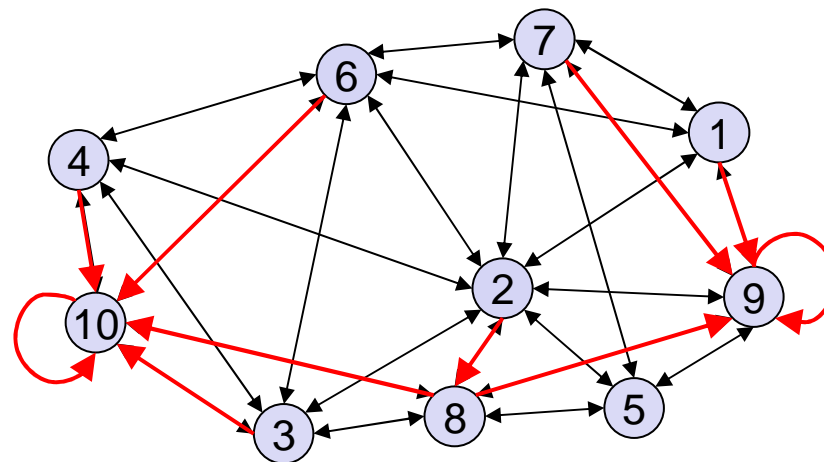
**UBG based on
underlying doubling metric.**



The “Largest-ID” Algorithm



- All nodes have unique IDs, chosen at random.
- Algorithm for each node:
 1. Send ID to all neighbors
 2. Tell node with largest ID in neighborhood that it has to join the DS
- Algorithm computes a DS in 2 rounds (extremely local!)

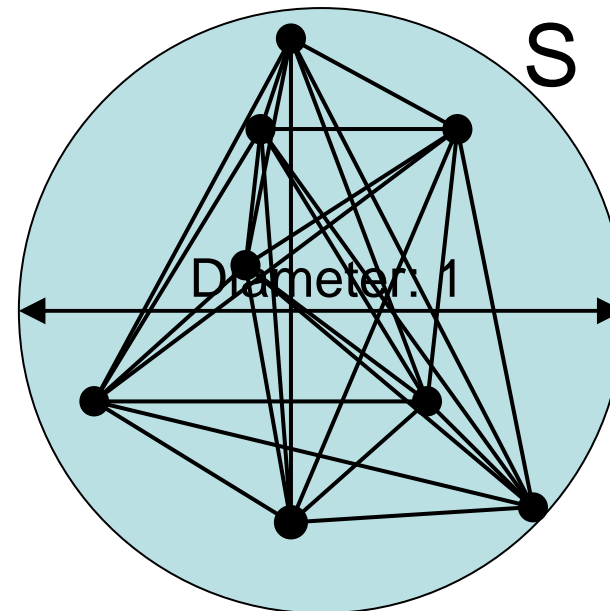


“Largest ID” Algorithm, Analysis I

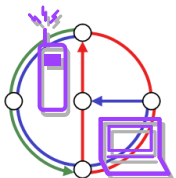


- To simplify analysis: assume graph is UDG
(same analysis works for UBG based on doubling metric)
- We look at a disk S of diameter 1:

Nodes inside S have distance at most 1.
→ they form a clique

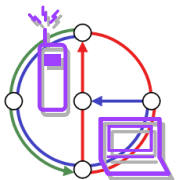
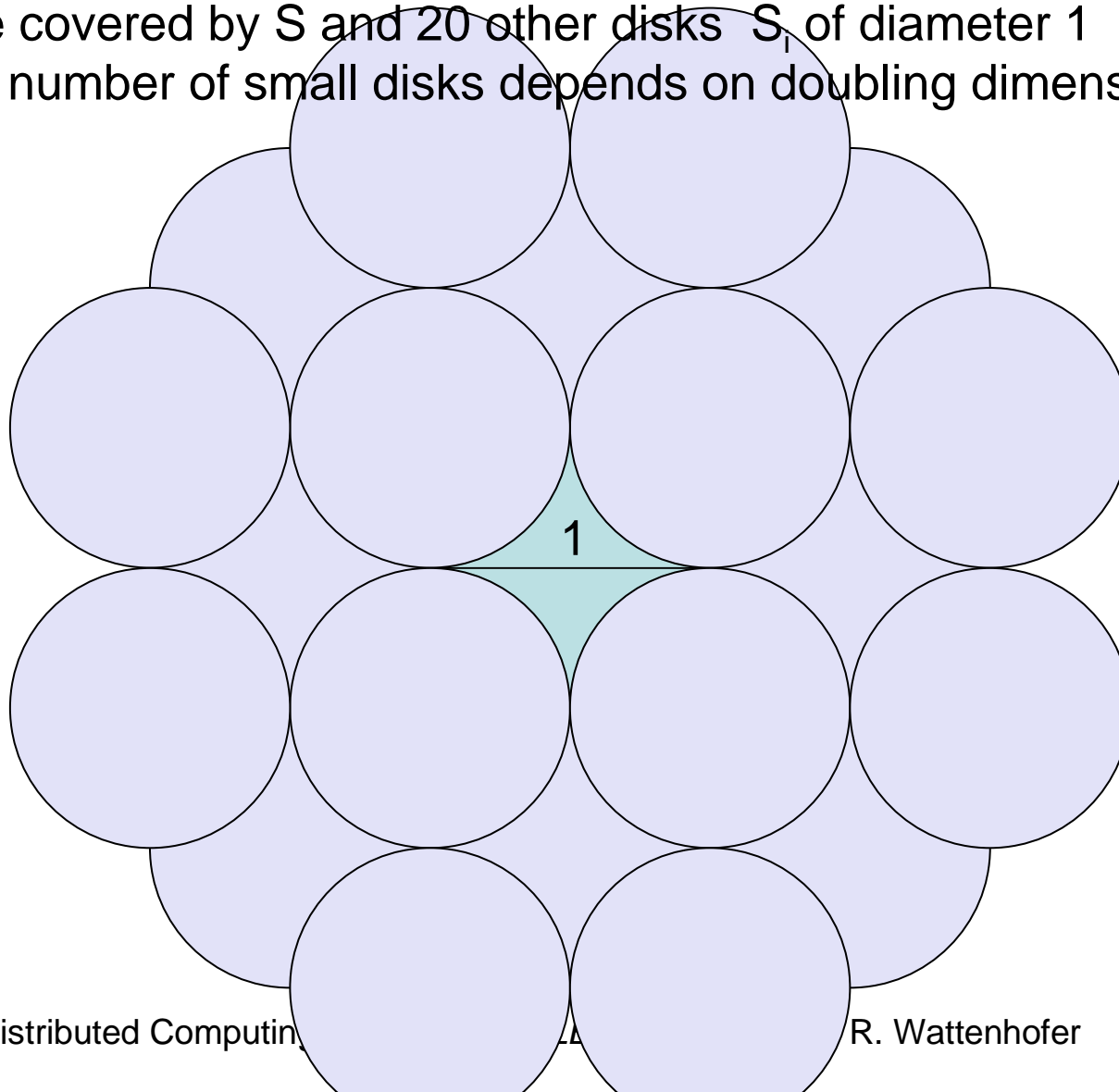


How many nodes in S are selected for the DS?



“Largest ID” Algorithm, Analysis II

- Nodes which select nodes in S are in disk of radius $3/2$ which can be covered by S and 20 other disks S_i of diameter 1 (UBG: number of small disks depends on doubling dimension)



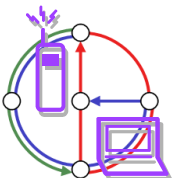
“Largest ID” Algorithm: Analysis III



- How many nodes in S are chosen by nodes in a disk S_i ?
- $x = \#$ of nodes in S , $y = \#$ of nodes in S_i :
- A node $u \in S$ is only chosen by a node in S_i if $\text{ID}(u) > \max_{v \in S_i} \{\text{ID}(v)\}$ (all nodes in S_i see each other).
- The probability for this is: $\frac{1}{1 + y}$
- Therefore, the expected number of nodes in S chosen by nodes in S_i is at most:

$$\min \left\{ y, \frac{x}{1 + y} \right\}$$

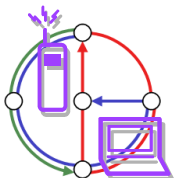
Because at most y nodes in S_i can choose nodes in S and because of linearity of expectation.



“Largest ID” Algorithm, Analysis IV



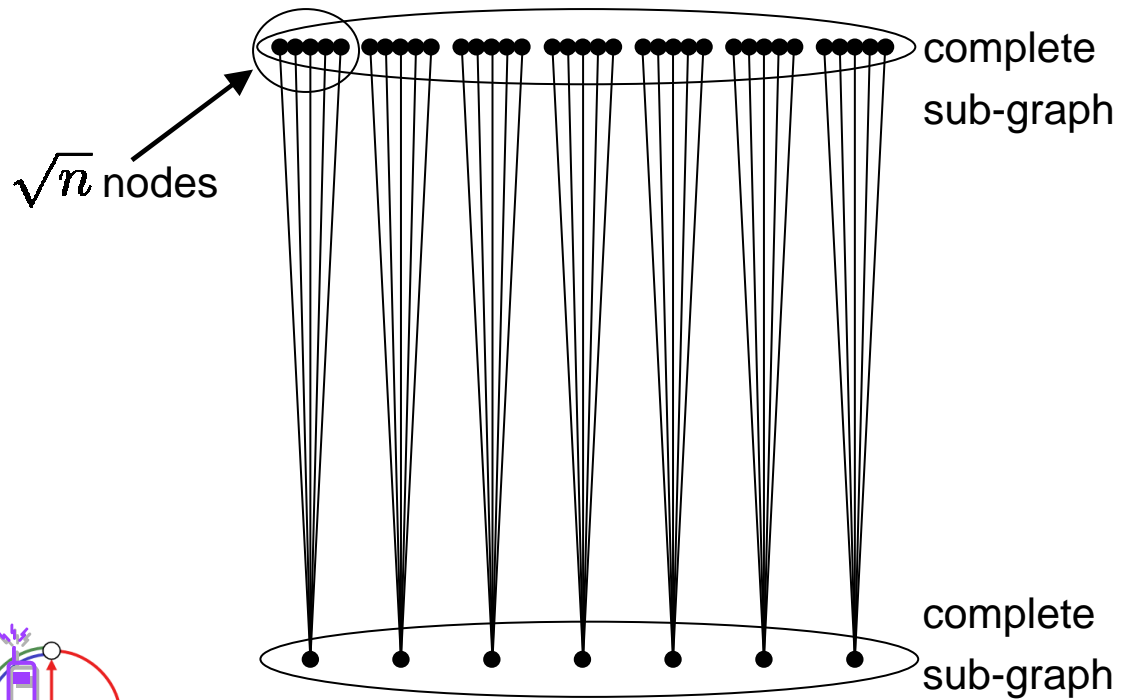
- From $x \leq n$ and $y \leq n$, it follows that: $\min \left\{ y, \frac{x}{1+y} \right\} \leq \sqrt{n}$
- Hence, in expectation the DS contains at most $20\sqrt{n}$ nodes per disk with diameter 1.
- An optimal algorithm needs to choose at least 1 node in the disk with radius 1 around any node.
- This disk can be covered by a constant (9) number of disks of diameter 1.
- The algorithm chooses at most $O(\sqrt{n})$ times more disks than an optimal one



“Largest ID” Algorithm, Remarks



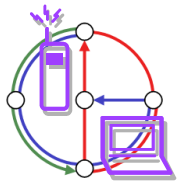
- For **typical settings**, the “Largest ID” algorithm produces **very good** dominating sets (also for non-UDGs)
- There are UDGs where the “Largest ID” algorithm computes an $\Theta(\sqrt{n})$ -approximation (**analysis is tight**).



Optimal DS: size 2

“Largest ID” alg:

- bottom nodes choose top nodes with probability $\approx 1/2$
- 1 node every 2nd group
- $\Theta(\sqrt{n})$ nodes



Iterative “Largest ID” Algorithm



- Assume that nodes know the distances to their neighbors:

all nodes are active;

for $i := k$ to 1 do

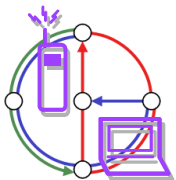
\forall act. nodes: select act. node with largest ID in dist. $\leq 1/2^i$;

 selected nodes remain active

od;

DS = set of active nodes

- Set of active nodes is always a DS (computing CDS also possible)
- Number of rounds: k
- Approximation ratio $n^{(1/2^k)}$
- For $k=O(\log \log n)$, approximation ratio = $O(1)$

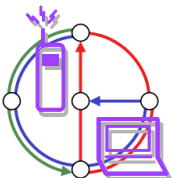


Iterative “Largest ID” Algorithm, Remarks



- Possible to do everything in $O(1)$ rounds
(messages get larger, local computations more complicated)
- If we slightly change the algorithm such that largest radius is $1/4$:
 - Sufficient to know IDs of all neighbors, distances to neighbors, and distances between adjacent neighbors
 - Every node can then locally simulate relevant part of algorithm to find out whether or not to join DS

Doubling UBG: $O(1)$ approximation in $O(1)$ rounds



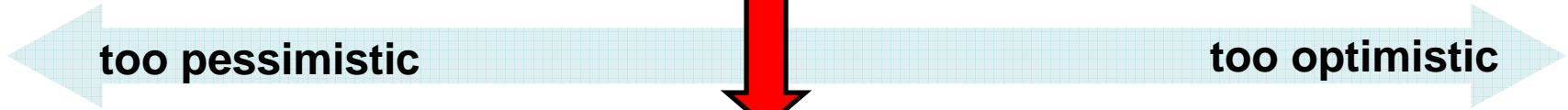
Models



General Graph

UDG
No GPS

UDG
GPS



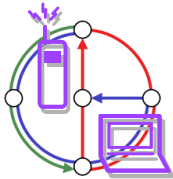
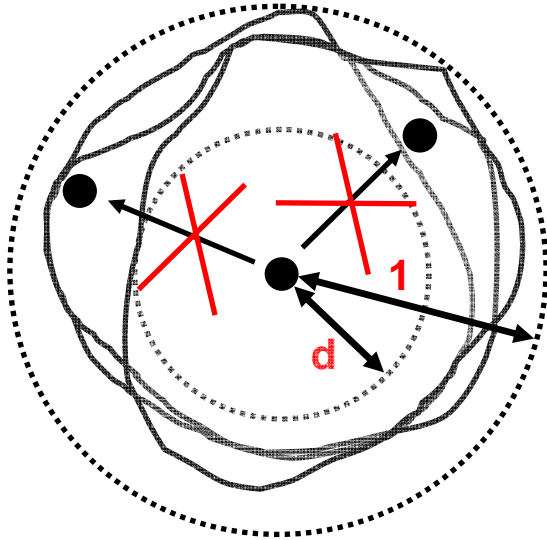

Bounded Independence

Unit Ball Graph

Quasi UDG

Number of independent neighbors is bounded (UDG: 5)

In a doubling metric:



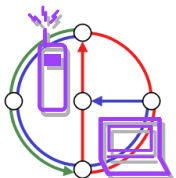
Real Networks



Wireless Networks are *not* unit disk graphs, but:

- **No links** between *far-away* nodes
- **Close** nodes tend to be **connected**
- In particular: **Densely covered** area → **many connections**

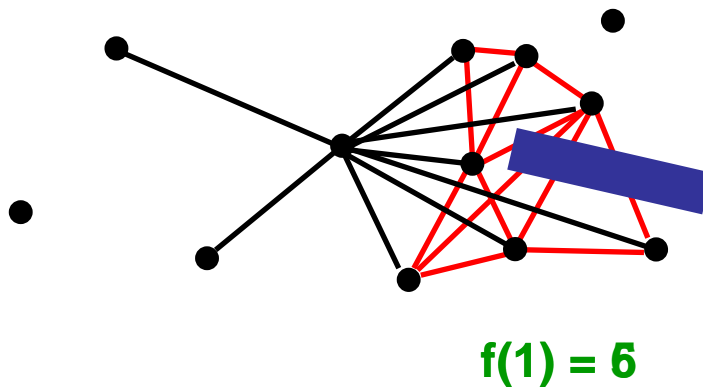
Bounded Independence:
Bounded neighborhoods have bounded independent sets



Bounded Independence

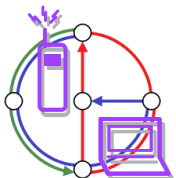


- Def.: A graph G has **bounded independence** if there is a function $f(r)$ such that every r -neighborhood in G contains at most $f(r)$ independent nodes.
 - Note: $f(r)$ does not depend on size of the graph!
 - **Polynomially Bounded Independence**: $f(r) = poly(r)$, e.g. $O(r^3)$



- 1) A node can have many neighbors
- 2) But not all of them can be independent!
- 3) Can model obstacles, walls, ...

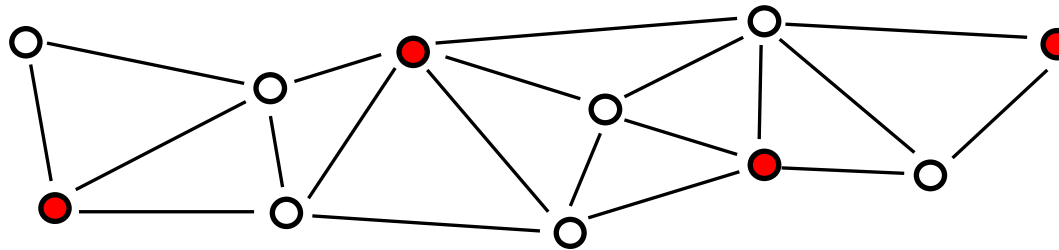
- Definition includes:
 - (Quasi) Unit Disk Graphs, Doubling Unit Ball Graphs
 - Coverage Area Graphs, Bounded Disk Graphs, ...



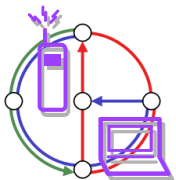
Maximal Independent Set I



- Maximal Independent Set (MIS):
(non-extendable set of pair-wise non-adjacent nodes)



- An MIS is also a dominating set:
 - assume that there is a node v which is not dominated
 - $v \notin \text{MIS}, (u,v) \in E \rightarrow u \notin \text{MIS}$
 - add v to MIS



Maximal Independent Set II



- Lemma:

On independence-bounded graphs: $|MIS| \leq O(1) \cdot |DS_{OPT}|$

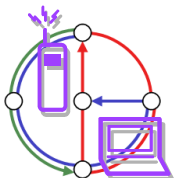
- Proof:

1. Assign every MIS node to an adjacent node of DS_{OPT}
2. $u \in DS_{OPT}$ has at most $f(1)$ neighbors $v \in MIS$
3. At most $f(1)$ MIS nodes assigned to every node of DS_{OPT}

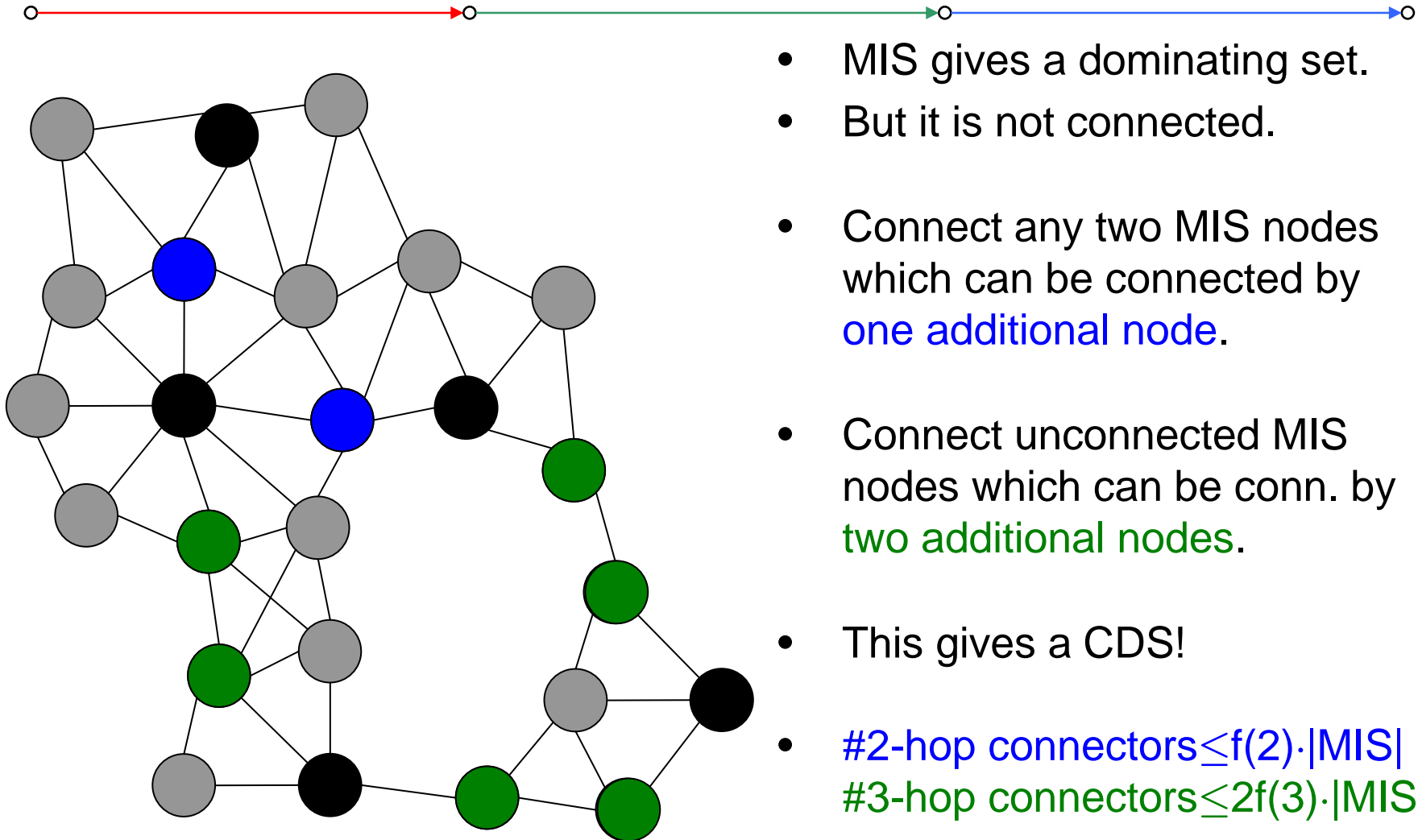
$$\rightarrow |MIS| \leq f(1) \cdot |DS_{OPT}|$$

- Time to compute MIS on independence-bounded graphs:

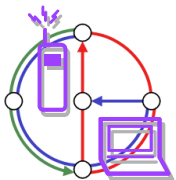
$$O(\log \Delta \cdot \log^* n)$$



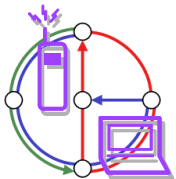
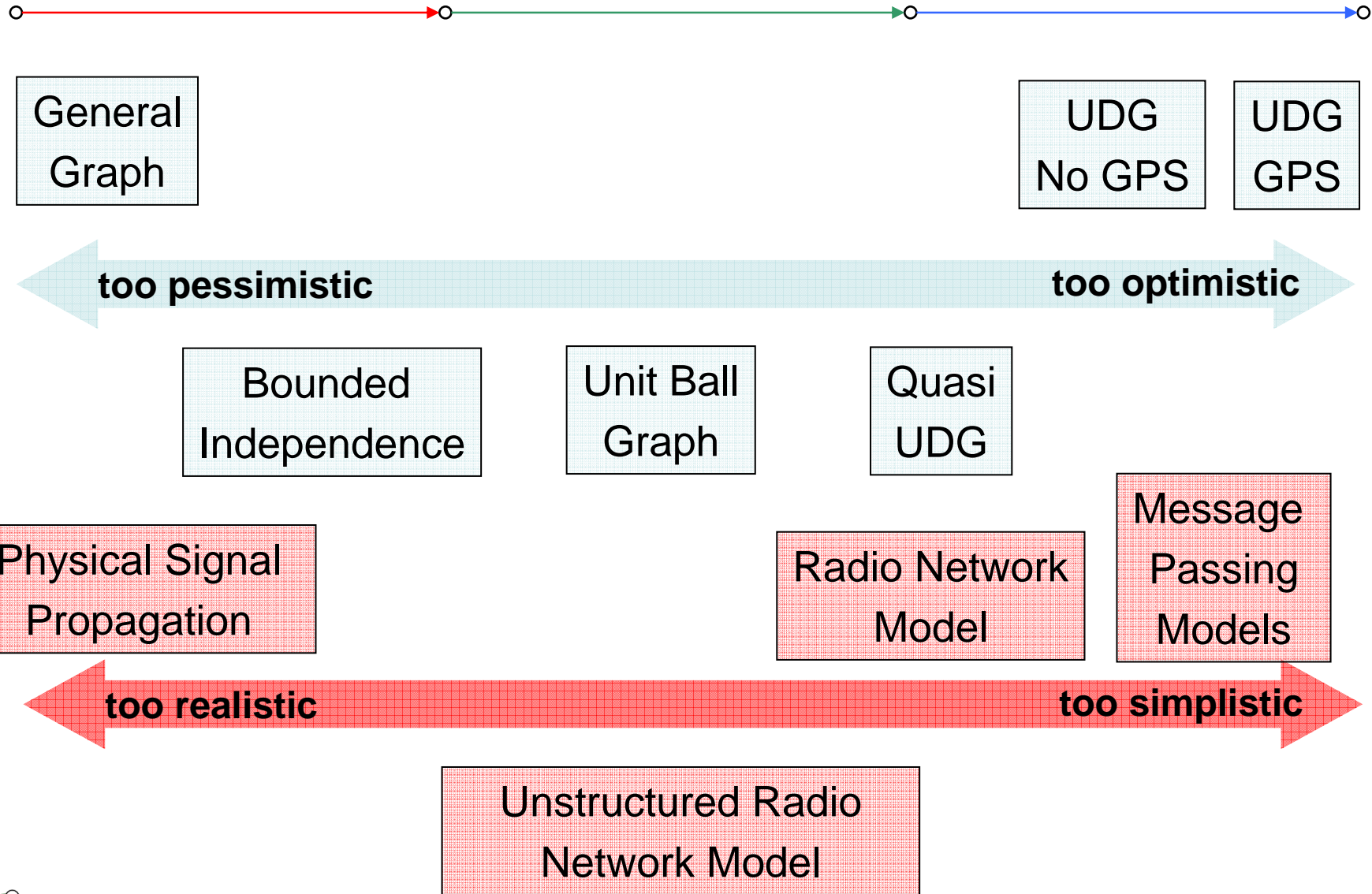
MIS (DS) \rightarrow CDS



- MIS gives a dominating set.
- But it is not connected.
- Connect any two MIS nodes which can be connected by **one additional node**.
- Connect unconnected MIS nodes which can be conn. by **two additional nodes**.
- This gives a CDS!
- #2-hop connectors $\leq f(2) \cdot |\text{MIS}|$
- #3-hop connectors $\leq 2f(3) \cdot |\text{MIS}|$
- **$|\text{CDS}| = O(|\text{MIS}|)$**

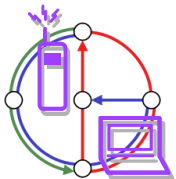
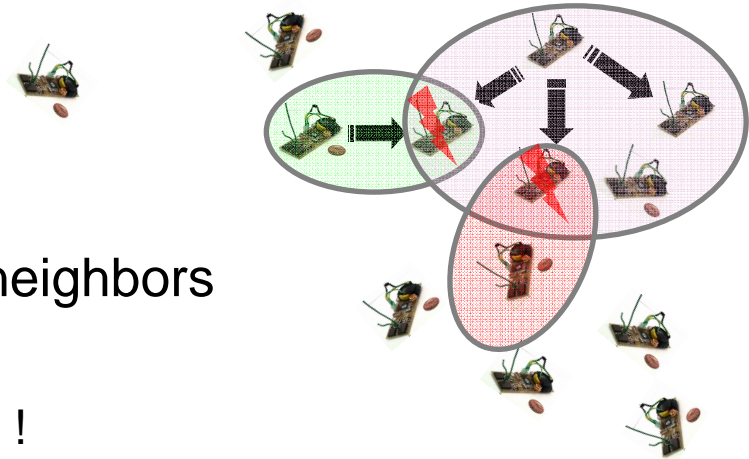


Models



Unstructured Radio Network Model

- **Multi-Hop**
- **No collision detection**
 - Not even at the sender!
- **No knowledge** about (the number of) neighbors
- **Asynchronous Wake-Up**
 - Nodes are not woken up by messages !
- **Unit Disk Graph (UDG)** to model wireless multi-hop network
 - Two nodes can communicate iff Euclidean distance is at most 1
- **Upper bound** n for number of nodes in network is known
 - This is necessary due to $\Omega(n / \log n)$ lower bound
[Jurdzinski, Stachowiak, ISAAC 2002]

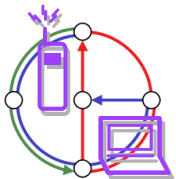


Unstructured Radio Network Model

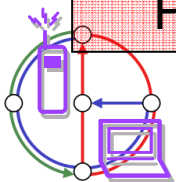
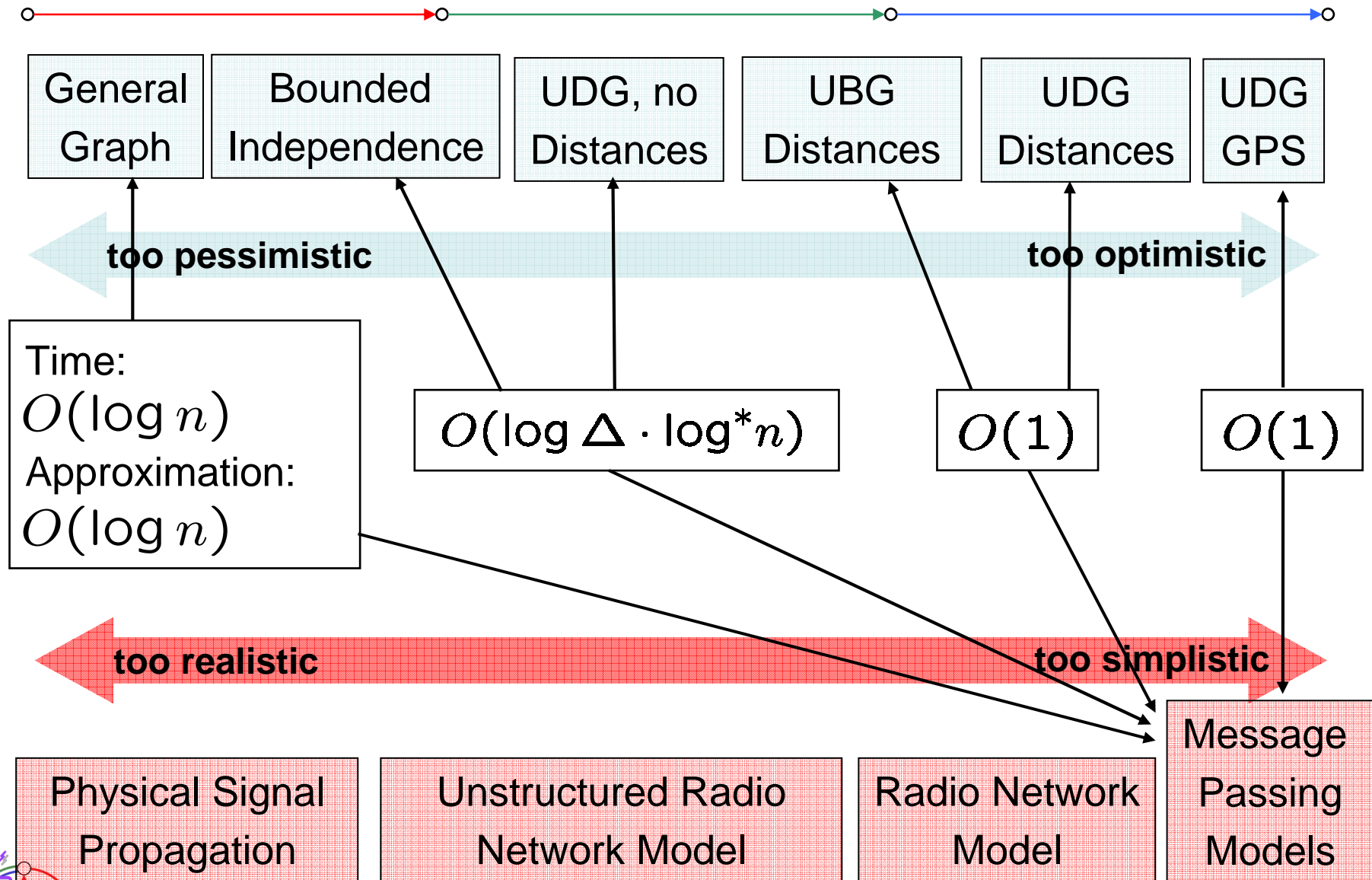


- Can MDS and MIS be solved efficiently in such a harsh model?

**There is a MIS algorithm
with running time
 $O(\log^2 n)$ with high probability.**



Summary Dominating Set I



Summary Dominating Set II

